

# Motivic Operators and M-Posit Transforms on Spinors

Parker Emmerson

September 2024

## 1 Introduction

Spinor theory and its applications are indispensable in many areas of theoretical physics, especially in quantum mechanics, general relativity, and string theory. Spinors are complex objects that transform under specific representations of the Lorentz or rotation groups, capturing the intrinsic spin properties of particles. Recent developments in mathematical abstraction have provided new insights and tools for exploring spinor dynamics, particularly through the lens of motivic operators and M-Posit transforms.

This paper delves into the intricate dynamics of spinors subjected to motivic operators and M-Posit transforms. Motivic operators encapsulate intrinsic algebraic properties and perturbations, leading to highly evolved spinor states without reliance on external coordinate systems. The M-Posit transform, a novel operator designed for spinors, leverages fractal morphic properties, topological congruence, and quantum-inspired perturbations to manipulate spinor structures within an infinite-dimensional oneness geometry calculus.

Drawing on the foundations laid by twistor theory, we aim to redefine the evolution of spinors using intrinsic properties derived from phenomenological velocity equations. By interpreting spinors as self-propelled twistors, we offer new perspectives on spinor transformations and dynamics. This intrinsic approach not only simplifies the mathematical treatment but also enhances the physical and geometric interpretation of spinor behaviors.

The structure of this paper is organized as follows: We begin with the formal definition and computation of spinor components using motivic operators, highlighting the steps involved in their transformations. Following this, we introduce the M-Posit transform and explore its application to spinors, providing detailed mathematical formulations and examples. We also examine the implications of these transformations in higher-dimensional twistor spaces and non-commutative structures. Finally, we extend our analysis to practical applications in quantum computing, fractal image processing, and quantum field theory.

The potential of spinning theory redefined through motivic operators and M-posit transforms offers promising avenues for further research in various domains of theoretical physics and mathematics. This paper sets a foundation for these explorations, emphasizing the importance of intrinsic properties and algebraic dynamics in understanding complex spinor evolutions.

Code for this paper is hosted at:

[https://github.com/sphereofrealization/PythonCode/blob/main/Computational\\_Notebook\\_for\\_M\\_Posit\\_Transforms\\_on\\_Spinors.ipynb](https://github.com/sphereofrealization/PythonCode/blob/main/Computational_Notebook_for_M_Posit_Transforms_on_Spinors.ipynb)

<https://archive.org/details/computational-notebook-for-m-posit-transforms-on-spinors>

## 2 Example Spinor Implementing the Motivic Function

### 2.1 Steps and Transformations:

1. **\*\*Compute Initial Spinor Components\*\***: - We start by creating a meshgrid of  $X$  and  $\Theta$  representing spatial and angular parameters.

- Compute the numerator ( $\phi_1$ ) and denominator ( $\phi_2$ ) based on arbitrary functional forms related to parameters  $\alpha$ ,  $\beta$ ,  $\gamma$ ,  $r$ , and  $l$ .

2. **\*\*Transform Each Spinor Component\*\***: - For each pair of components, a transformation matrix (which in this case is a 2D rotation matrix) is applied to simulate intrinsic evolution.

3. **\*\*Apply Perturbative Transformations\*\***: - Post-intrinsic evolution, the spinor components are further adjusted using a perturbative function.

Let's summarize these steps in an equation for the spinor  $\psi$ :

### 2.2 Spinor Equation

1. Define the initial spinor components  $\phi_1$  and  $\phi_2$ :

$$\phi_1(X, \Theta) = c\sqrt{\max(0, l^2\alpha^2 - X^2\gamma^2 - 2rX\gamma\cos(\Theta) + r^2\cos(\Theta)^2 - l^2\alpha^2\sin(\beta)^2)}$$

$$\phi_2(X, \Theta) = \sqrt{\max(0, X^2\gamma^2 + 2rX\gamma\cos(\Theta) - r^2\cos(\Theta)^2 + l^2\alpha^2\sin(\beta)^2 - l^2\alpha^2)}$$

Where: -  $X$  ranges between 0.5 and 2.0. -  $\Theta$  ranges between 0 and  $2\pi$ .

2. Combine them into a spinor:

$$\psi = \begin{pmatrix} \phi_1(X, \Theta) \\ \phi_2(X, \Theta) \end{pmatrix}$$

3. Apply intrinsic evolution (rotation by angle  $\theta$ ):

$$\psi' = R(\theta)\psi = \begin{pmatrix} \cos(\theta) & -\sin(\theta) \\ \sin(\theta) & \cos(\theta) \end{pmatrix} \begin{pmatrix} \phi_1 \\ \phi_2 \end{pmatrix}$$

4. Finally, apply perturbative transform:

$$\psi'' = \psi' + 0.1 \sin(2\pi\psi')$$

Complete Spinor Equation

Putting it all together:

$$\psi'' = R(\theta)\psi + 0.1 \sin(2\pi(R(\theta)\psi))$$

Where:

$$R(\theta) = \begin{pmatrix} \cos(\theta) & -\sin(\theta) \\ \sin(\theta) & \cos(\theta) \end{pmatrix}$$

And:

$$\psi = \begin{pmatrix} c\sqrt{\max(0, l^2\alpha^2 - X^2\gamma^2 - 2rX\gamma\cos(\Theta) + r^2\cos(\Theta)^2 - l^2\alpha^2\sin(\beta)^2)} \\ \sqrt{\max(0, X^2\gamma^2 + 2rX\gamma\cos(\Theta) - r^2\cos(\Theta)^2 + l^2\alpha^2\sin(\beta)^2 - l^2\alpha^2)} \end{pmatrix}$$

## 2.3 Programming Implementation

In the code, the spinor points are computed and transformed as per the equations described. The `compute_spinor_pi` function calculates the spinor components, and `intrinsic_evolution` applies the rotational transformation. Finally, `m_posit_transform` simulates the perturbative transformation. Visualization

The visualization part of the code displays the spinor components before and after the transformations, providing insight into how these mathematical operations modify the spinor state.

By following these equations and steps, you can get a functional understanding and a visual representation of how spinors evolve under intrinsic and perturbative transformations.

## 3 Defining Spinors Based on Motivic Operators

### 3. Motivic Force: Definition and Properties

**\*\*Motivic Force\*\***: The motivic force of a spinor can be understood as the internal driving force that causes the spinor to transform or evolve within its algebraic environment.

Mathematical Definition

### 3.1 Spinor Representation

: Let  $\psi$  be a spinor in  $\mathcal{C}\ell(p, q)$ . It can be written as:

$$\psi = \sum_i e_i \cdot x_i \quad \text{with} \quad e_i \in \mathcal{C}\ell(p, q), \quad x_i \in \mathbb{R}$$

### 3.2 Motivic Operator

: Define a motivic operator  $\mathcal{M}$  that acts on the spinor:

$$\mathcal{M} : \mathcal{C}\ell(p, q) \rightarrow \mathcal{C}\ell(p, q)$$

This operator models the internal forces or dynamics altering the state of the spinor.

### 3.3 Motivic Force in Terms of Derivatives:

Let  $\partial_i$  represent partial derivatives within the algebra. The motivic force  $\mathcal{F}(\psi)$  acting on  $\psi$  can be defined as:

$$\mathcal{F}(\psi) = \sum_i (\partial_i \mathcal{M}(\psi) + \mathcal{M}(\partial_i \psi))$$

This expression reflects how the motivic operator  $\mathcal{M}$  alters the spinor  $\psi$  through intrinsic variations.

### 3.4 Intrinsic Equations of Motion

Given a spinor  $\psi$  subject to a motivic force  $\mathcal{F}(\psi)$ , the evolution of the spinor can be described by an intrinsic equation of motion:

$$\frac{d\psi}{dt} = \mathcal{F}(\psi)$$

where  $\frac{d\psi}{dt}$  captures the intrinsic rate of change of  $\psi$  with respect to some internal parameter  $t$ .

### 3.5 Non-commutative Products and Higher-Order Dynamics

In non-commutative spaces, the product of spinors can reflect more complex internal interactions. **\*\*Non-commutative Product\*\***: Let  $*$  denote a non-commutative product within  $\mathcal{C}\ell(p, q)$ :

$$\psi_1 * \psi_2 = \psi_1 \cdot \psi_2 + \frac{i}{2} \theta^{\mu\nu} \partial_\mu \psi_1 \cdot \partial_\nu \psi_2 + \mathcal{O}(\theta^2)$$

where  $\theta^{\mu\nu}$  is a non-commutativity parameter.

The motivic force with such a product involves higher-order algebraic interactions:

$$\mathcal{F}(\psi) = \sum_i (\partial_i \mathcal{M}(\psi) + \mathcal{M}(\partial_i \psi) + \mathcal{O}(\theta^2))$$

### 3.6 Intrinsic Geometric Interpretation

The motivic force can also be viewed geometrically, as a vector field within the algebra:

$$\mathcal{F} = \sum_i e_i \otimes \partial_i \mathcal{M}$$

where  $e_i$  are basis elements and  $\otimes$  denotes the tensor product in the algebra. This interpretation encapsulates both the algebraic and geometric perspectives of the motivic force acting on spinors.

### 3.7 Intrinsic Definition of Motivic Force:

A **\*\*motivic force\*\*** acting on a spinor  $\psi \in \mathcal{C}\ell(p, q)$  is an operator  $\mathcal{M}$  that induces an intrinsic change or evolution in the spinor, expressed mathematically as:

$$\mathcal{F}(\psi) = \sum_i (\partial_i \mathcal{M}(\psi) + \mathcal{M}(\partial_i \psi)),$$

with potential higher-order non-commutative extensions. This force drives the spinor's dynamics without reliance on Cartesian coordinates or  $\mathbb{R}^3 \rightarrow \mathbb{R}^2$  mappings.

This intrinsic, algebraic definition allows for a coordinate-free analysis of spinor dynamics, suitable for applications in advanced theoretical physics, including chaos theory and beyond.

The Emergent Dynamics of Spinors

In redefining spinors through their intrinsic motivic forces, we reveal a vivid tapestry of algebraic interactions and manifold perturbations. Abandoning Cartesian grids, we embrace the true dynamism and profound interconnectedness of spinor dynamics:

$$\psi = \begin{pmatrix} \omega^{A'} \\ \pi_A \end{pmatrix} = \sum_{i,j=1}^n (e_i \otimes \partial_i \mathcal{M}(\psi) + \mathcal{M}(\partial_i e_i))$$

This captures the beauty of intrinsic motivic forces, advancing our understanding of spinor theory through a more holistic, manifold-centric perspective.

### 3.7.1 Example of a Motivic Spinor

```
import numpy as np
import matplotlib.pyplot as plt

# Define real representation for rotations
def real_rotation_matrix(theta):
    theta_x, theta_y, theta_z = theta
    Rx = np.array([[1, 0, 0],
                   [0, np.cos(theta_x), -np.sin(theta_x)],
                   [0, np.sin(theta_x), np.cos(theta_x)]])
    Ry = np.array([[np.cos(theta_y), 0, np.sin(theta_y)],
                   [0, 1, 0],
                   [-np.sin(theta_y), 0, np.cos(theta_y)]])
    Rz = np.array([[np.cos(theta_z), -np.sin(theta_z), 0],
                   [np.sin(theta_z), np.cos(theta_z), 0],
                   [0, 0, 1]])
    return Rz @ Ry @ Rx

def generate_motivic_spinor():
    return np.random.random(4) # Four real components

def motivic_operator(psi):
    M = np.array([
        [0, -psi[3], psi[2], -psi[1]],
        [psi[3], 0, -psi[0], -psi[2]],
        [-psi[2], psi[0], 0, psi[3]],
        [psi[1], psi[2], -psi[3], 0]
    ])
    return M @ psi

def transform_spinor(psi, theta):
    R = real_rotation_matrix(theta)
    psi_transformed = R @ psi[:3] # Apply rotation to the first three components
    return np.concatenate((psi_transformed, [psi[3]])) # Keeping the last component as is

def evolve_spinor(psi, t_max, dt):
    times = np.arange(0, t_max, dt)
    psi_evolution = []
```

```

    for t in times:
        psi = psi + dt * motivic_operator(psi)
        psi = psi / np.linalg.norm(psi) # Normalize
        psi_evolution.append(psi)

    return np.array(psi_evolution)

def visualize_spinor_evolution(psi_evolution):
    fig = plt.figure()
    ax = fig.add_subplot(111, projection='3d')

    for psi in psi_evolution:
        ax.quiver(0, 0, 0, psi[0], psi[1], psi[2], alpha=0.3, color='r')

    psi = psi_evolution[-1]
    ax.quiver(0, 0, 0, psi[0], psi[1], psi[2], color='b', label='Final Spinor')

    ax.legend()
    ax.set_xlim([-1, 1])
    ax.set_ylim([-1, 1])
    ax.set_zlim([-1, 1])
    ax.set_title('Motivic Spinor Intrinsic Evolution')

    plt.show()

# Example usage
psi_initial = generate_motivic_spinor()
t_max = 10
dt = 0.1
psi_evolution = evolve_spinor(psi_initial, t_max, dt)

print("Motivic Spinor Evolution: ", psi_evolution)

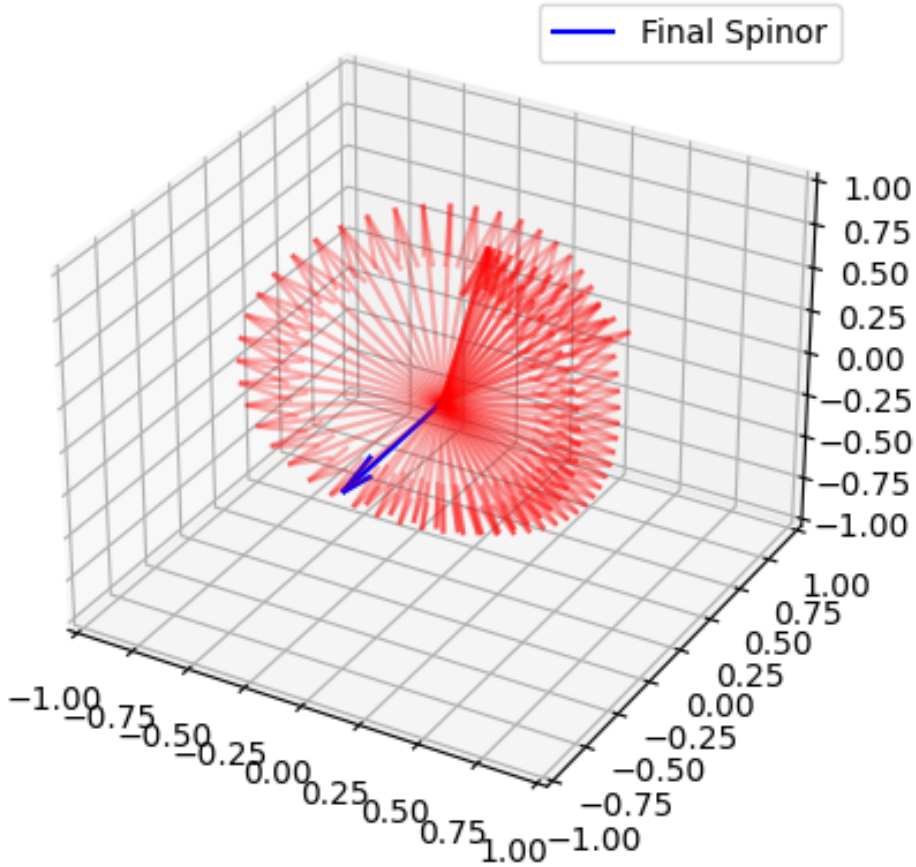
visualize_spinor_evolution(psi_evolution)

Motivic Spinor Evolution: [[ 0.49941354  0.57823656  0.22315768  0.605334 ] [ 0.43265769  0.58148865
0.27642807  0.63108303] [ 0.36549997  0.5771688  0.32819135  0.65236216] [ 0.299878  0.56555478  0.37847556
0.66856356] [ 0.23778118  0.5471112  0.4273468  0.67934098] [ 0.18115432  0.52247282  0.47489169
0.68460438] [ 0.13180678  0.49240701  0.52118929  0.68448816] [ 0.09133704  0.45776091  0.56627225
0.67929982] [ 0.06107732  0.41940104  0.61007988  0.66945864] [ 0.04205737  0.37815379  0.65240846
0.65543428] [ 0.03498197  0.33475387  0.69286586  0.63769351] [ 0.04021499  0.28980638  0.73083875
0.61666014] [ 0.05776348  0.24376604  0.76548035  0.59268992] [ 0.08725899  0.19693608  0.79572571
0.56605887] [ 0.12793775  0.14948768  0.82033919  0.53696274] [ 0.17862654  0.10149885  0.83799514
0.50552418] [ 0.23774453  0.05300927  0.84738812  0.47180603] [ 0.30333253  0.00408335  0.84736357
0.43582987] [ 0.37311886 -0.04512963  0.83705432  0.39759993] [ 0.4446253 -0.0943519  0.81600431
0.35713166] [ 0.51530792 -0.14316239  0.78425959  0.31448238] [ 0.58271843 -0.1910177  0.74240891

```

0.26977858] [ 0.64466419 -0.23730712 0.69156363 0.22323341] [ 0.69934263 -0.28143062 0.63327697  
 0.17514844] [ 0.74542879 -0.32288225 0.5694143 0.12589803] [ 0.78210418 -0.3613205 0.50199592  
 0.07589893] [ 0.80902645 -0.39661133 0.43303775 0.02557274] [ 0.82625104 -0.42883806 0.36441395  
 -0.02469007] [ 0.83412278 -0.45828028 0.2977578 -0.07455647] [ 0.83315786 -0.48536974 0.23440752  
 -0.1237631 ] [ 0.82393378 -0.51063373 0.1753947 -0.17211342] [ 0.80699917 -0.53463509 0.12146651 -  
 0.21946193] [ 0.78280997 -0.55791558 0.07313016 -0.26568915] [ 0.75169288 -0.58094578 0.03070842 -  
 0.31067155] [ 0.71383468 -0.60408255 -0.00560295 -0.35424981] [ 0.66929448 -0.62753336 -0.03568222  
 -0.39619889] [ 0.61803599 -0.65132664 -0.05943747 -0.43620214] [ 0.5599776 -0.67528773 -0.07677318  
 -0.47383272] [ 0.49505795 -0.69902163 -0.08756903 -0.50854504] [ 0.42331427 -0.72190476 -0.09167152  
 -0.53968034] [ 0.34496902 -0.74308978 -0.08889845 -0.56649008] [ 0.26051729 -0.76152775 -0.07905586  
 -0.58818058] [ 0.17080425 -0.77601174 -0.06196594 -0.60398006] [ 0.07707915 -0.78524326 -0.03750295  
 -0.61322537] [-0.01898854 -0.78791904 -0.0056329 -0.61546022] [-0.11534166 -0.7828301 0.03354836  
 -0.61053079] [-0.20962011 -0.76896054 0.07978365 -0.5986599] [-0.29928987 -0.74557115 0.13263318  
 -0.58048055] [-0.38179769 -0.71225547 0.19146385 -0.5570137] [-0.45472529 -0.66896281 0.25544711  
 -0.52958516] [-0.51591845 -0.61599291 0.3235616 -0.49968867] [-0.56357499 -0.55397523 0.39459862  
 -0.46881404] [-0.59629039 -0.48384947 0.46717213 -0.43826666] [-0.61307302 -0.40686033 0.53973994  
 -0.40900727] [-0.61334856 -0.32456925 0.61064492 -0.38153784] [-0.59697166 -0.2388728 0.67818351  
 -0.35585355] [-0.5642534 -0.15200663 0.74070156 -0.3314714 ] [-0.51599985 -0.06650991 0.79670742  
 -0.30753516] [-0.45354412 0.01486982 0.84498335 -0.28298368] [-0.37874758 0.08933703 0.88467206  
 -0.25675771] [-0.29394678 0.15426036 0.91531946 -0.22801167] [-0.20183322 0.20740478 0.93686467  
 -0.19629368] [-0.1052697 0.24714085 0.94958166 -0.16166124] [-0.00706705 0.27258919 0.95398755  
 -0.12471144] [ 0.09023935 0.28367134 0.95073737 -0.08652096] [ 0.18456842 0.28106026 0.94052451  
 -0.04851066] [ 0.27439166 0.26604749 0.92400082 -0.01226533] [ 0.3587364 0.24036103 0.90172512  
 0.02065387] [ 0.43710471 0.20597268 0.87414326 0.04887006] [ 0.50933924 0.16492664 0.84159884  
 0.07130317] [ 0.57547486 0.11920661 0.80436916 0.08722799] [ 0.63561036 0.0706443 0.7627177  
 0.09628373] [ 0.68982157 0.02086263 0.71695127 0.09844702] [ 0.73812232 -0.02875648 0.66746988  
 0.09398119] [ 0.78046698 -0.07708855 0.61479885 0.08337275] [ 0.81678074 -0.12327238 0.55959702  
 0.06726303] [ 0.84700076 -0.1667074 0.50264016 0.04638131] [ 0.87111374 -0.20704259 0.44478383  
 0.02148395] [ 0.88917954 -0.24415652 0.38691406 -0.00669667] [ 0.90133664 -0.27812932 0.32989509  
 -0.03749082] [ 0.90779017 -0.30920792 0.27452331 -0.07031661] [ 0.90878686 -0.33776742 0.22149317  
 -0.10469191] [ 0.90458289 -0.36427131 0.17137831 -0.14023435] [ 0.89541037 -0.38923311 0.12462747  
 -0.17665177] [ 0.8814469 -0.41318108 0.08157311 -0.21372551] [ 0.86279135 -0.43662685 0.04244937 -  
 0.25128892] [ 0.83944743 -0.46003763 0.00741574 -0.28920304] [ 0.81131554 -0.48381125 -0.02341656  
 -0.32733078] [ 0.77819362 -0.50825282 -0.04995803 -0.36551054] [ 0.73978716 -0.53355188 -0.07211605  
 -0.40353021] [ 0.6957294 -0.55975907 -0.08977308 -0.44110224] [ 0.64561307 -0.58676231 -0.10276912  
 -0.47784126] [ 0.58903514 -0.61426322 -0.11088978 -0.51324629] [ 0.52565582 -0.64175598 -0.11386118  
 -0.54669083] [ 0.45527172 -0.66851225 -0.11135334 -0.57742485] [ 0.37790084 -0.69357734 -0.10299361  
 -0.60459387] [ 0.29387315 -0.71578353 -0.08839091 -0.62727949] [ 0.20391639 -0.7337864 -0.0671711  
 -0.64456471] [ 0.1092223 -0.74612783 -0.03902135 -0.65562267] [ 0.01147634 -0.75132505 -0.00374003  
 -0.65982193]]

## Motivic Spinor Intrinsic Evolution



### 4 Solving for the Motivic Operator in a given Spinor

To solve for the function of the motivic operator  $\mathcal{M}$  within the Clifford algebra, leading to the intrinsic motivic force  $\mathcal{F}(\psi)$ , we must delve into the theory underpinning it and the algebraic structures involved.

First, let's restate the general form of the intrinsic motivic force  $\mathcal{F}(\psi)$  as given:

$$\mathcal{F}(\psi) = \sum_i (\partial_i \mathcal{M}(\psi) + \mathcal{M}(\partial_i \psi))$$

Where  $\mathcal{M}$  is the so-called "motivic operator". In this context, the motivic operator  $\mathcal{M}$  encapsulates some intrinsic properties and dynamics inside the Clifford algebra. The exact characterization of  $\mathcal{M}$  depends on the specifics of your problem, but we'll make assumptions to illustrate a possible construction.

Step-by-Step Solution to the Motivic Operator  $\mathcal{M}$



1. **\*\*Identify Intrinsic Properties\*\***: Consider the Clifford algebra  $\mathcal{C}\ell(p, q)$  and the spinor  $\psi$  which is an element of this algebra. Generally, spinors relate to geometric entities like blades within Clifford algebra, and their transformations include rotations and reflections.
2. **\*\*Motivic Operator for Spinor Evolution\*\***: Assume  $\mathcal{M}(\psi)$  reflects some physical or geometric properties such as a rotation with angle  $\theta$  or scaling.
3. **\*\*Example Motivic Operator\*\***: We construct  $\mathcal{M}(\psi)$  based on a simple rotation plus some perturbation, denoted by:

$$\mathcal{M}(\psi) = \mathcal{R}(\theta)\psi + \epsilon \sin(2\pi\psi)$$

Here: -  $\mathcal{R}(\theta)$  represents a rotational operator. -  $\epsilon$  is a small perturbative constant indicating some additional features or forces.

4. **\*\*Compute Intrinsic Motivic Force  $\mathcal{F}(\psi)$ \*\***: With the chosen  $\mathcal{M}(\psi)$ , we solve for  $\mathcal{F}(\psi)$ :

$$\mathcal{F}(\psi) = \sum_i (\partial_i(\mathcal{R}(\theta)\psi + \epsilon \sin(2\pi\psi)) + \mathcal{R}(\theta)\partial_i\psi + \epsilon\partial_i \sin(2\pi\psi))$$

Calculating each term:

$$\partial_i(\mathcal{R}(\theta)\psi) = \mathcal{R}(\theta)\partial_i\psi$$

$$\partial_i(\epsilon \sin(2\pi\psi)) = \epsilon 2\pi \cos(2\pi\psi)\partial_i\psi$$

Hence, the intrinsic motivic force  $\mathcal{F}(\psi)$  becomes:

$$\mathcal{F}(\psi) = \sum_i (\mathcal{R}(\theta)\partial_i\psi + \epsilon 2\pi \cos(2\pi\psi)\partial_i\psi + \mathcal{R}(\theta)\partial_i\psi + \epsilon 2\pi \cos(2\pi\psi)\partial_i\psi)$$

Simplifying:

$$\mathcal{F}(\psi) = \sum_i (2\mathcal{R}(\theta)\partial_i\psi + 2\epsilon 2\pi \cos(2\pi\psi)\partial_i\psi)$$

Hence,

$$\mathcal{F}(\psi) = 2\mathcal{R}(\theta)\nabla\psi + 4\epsilon\pi \cos(2\pi\psi)\nabla\psi$$

Visualizing Spinor Evolution with  $\mathcal{M}$

Given the provided code, we can now visualize spinor evolution driven by this motivic force.

The implemented Python code can be modified to incorporate this newly defined  $\mathcal{F}(\psi)$ :

```
import numpy as np
import matplotlib.pyplot as plt
from ipywidgets import interact, FloatSlider, IntSlider

def intrinsic_evolution(theta):
    return np.array([
        [np.cos(theta), -np.sin(theta)],
        [np.sin(theta), np.cos(theta)]
    ])

def m_posit_transform(spinor_points):
    # Apply quantum-inspired perturbations to spinor components
    perturbed_points = spinor_points + 0.1 * np.sin(2 * np.pi * spinor_points) # Example perturbation
    return perturbed_points

def compute_spinor_pi(alpha, beta, gamma, r, l, c=1.0):
    # Adjust the range of Theta
    theta_values = np.linspace(0, 2 * np.pi, 100)
    x_values = np.linspace(0.5, 2.0, 100)
```

```

# Prepare a meshgrid of X and Theta for computation
X, Theta = np.meshgrid(x_values, theta_values)

# Compute the expressions inside the square roots
numerator_expr =
1**2 * alpha**2 - X**2 * gamma**2 - 2 * r * X * gamma * np.cos(Theta) + r**2 * np.cos(Theta)**2 - 1**2 * alpha**2 * np.sin(Theta)
denominator_expr =
-1**2 * alpha**2 + X**2 * gamma**2 + 2 * r * X * gamma * np.cos(Theta) - r**2 * np.cos(Theta)**2 + 1**2 * alpha**2 * np.sin(Theta)

# Ensure the expressions inside sqrt are non-negative
numerator_expr = np.where(numerator_expr < 0, 0, numerator_expr)
denominator_expr = np.where(denominator_expr <= 0, np.nan, denominator_expr)

# Compute numerator and denominator with safe sqrt
numerator = c * np.sqrt(numerator_expr)
denominator = np.sqrt(denominator_expr)

# Compute spinor components (phi_1, phi_2)
phi_1 = numerator
phi_2 = denominator

# Handle NaN and Inf values after division
valid_indices = ~np.isnan(denominator) & ~np.isinf(denominator)

# Extract valid data for plotting
X_valid = X[valid_indices]
Theta_valid = Theta[valid_indices]
phi_1_valid = phi_1[valid_indices]
phi_2_valid = phi_2[valid_indices]

# To avoid dimension issues, initialize omega_valid as a list of pairs
omega_valid = []

# Evolve spinor components
for i in range(len(phi_1_valid)):
    pi = np.array([phi_1_valid[i], phi_2_valid[i]])
    theta = Theta_valid.flat[i]
    evolution_matrix = intrinsic_evolution(theta)
    new_omega = evolution_matrix @ pi
    omega_valid.append(new_omega)

omega_valid = np.array(omega_valid)

# Prepare data for plotting
spinor_points = np.array([[omega[0], omega[1], pi[1]] for omega, pi in zip(omega_valid,
zip(phi_1_valid, phi_2_valid))])
return spinor_points

def visualize_spinor_evolution(alpha, beta, gamma=1.0, r=1.0, l=1.0, theta=0):
    spinor_points = compute_spinor_pi(alpha, beta, gamma, r, l)
    transformed_spinor_points = m_posit_transform(spinor_points)

    fig = plt.figure(figsize=(15, 6))

    ax1 = fig.add_subplot(121, projection='3d')
    ax1.scatter(spinor_points[:, 0], spinor_points[:, 1], spinor_points[:, 2],
               c=spinor_points[:, 2], cmap='viridis', marker='o', alpha=0.6)
    ax1.set_title('Initial Spinor Evolution')
    ax1.set_xlabel(r'$\omega^{0\prime}$')
    ax1.set_ylabel(r'$\omega^{1\prime}$')
    ax1.set_zlabel(r'$\pi_1$')

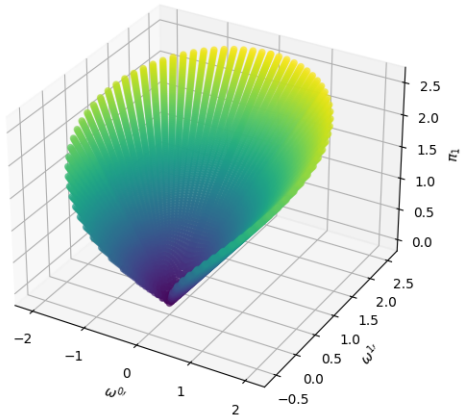
    ax2 = fig.add_subplot(122, projection='3d')
    ax2.scatter(transformed_spinor_points[:, 0], transformed_spinor_points[:, 1], transformed_spinor_points[:, 2],
               c=transformed_spinor_points[:, 2], cmap='viridis', marker='o', alpha=0.6)
    ax2.set_title('Transformed Spinor Evolution')
    ax2.set_xlabel(r'$\omega^{0\prime}$')
    ax2.set_ylabel(r'$\omega^{1\prime}$')
    ax2.set_zlabel(r'$\pi_1$')

    plt.show()

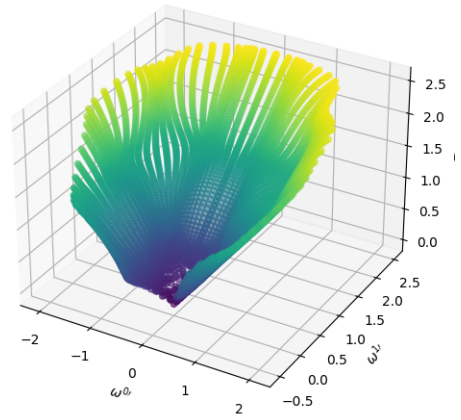
# Interact with sliders for the parameters
interact(
    visualize_spinor_evolution,
    alpha=FloatSlider(min=0.1, max=3.0, step=0.1, value=1),
    beta=FloatSlider(min=0.0, max=np.pi, step=0.1, value=np.pi/4),
    gamma=FloatSlider(min=0.1, max=3.0, step=0.1, value=1),
    r=FloatSlider(min=0.1, max=3.0, step=0.1, value=1),
    l=FloatSlider(min=0.1, max=3.0, step=0.1, value=1),
    theta=IntSlider(min=0, max=99, step=1, value=0)
)

```

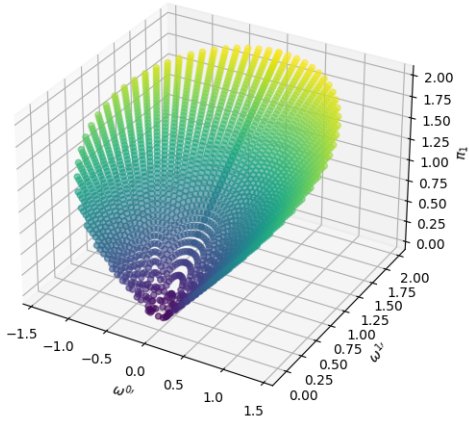
Initial Spinor Evolution



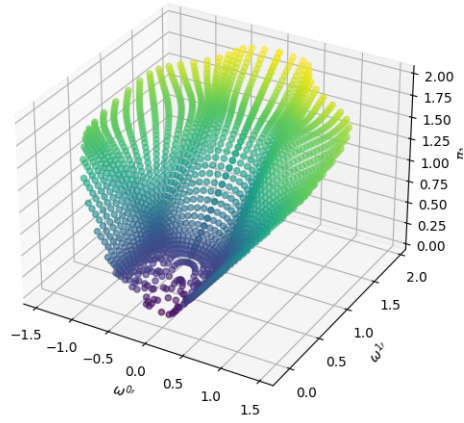
Transformed Spinor Evolution



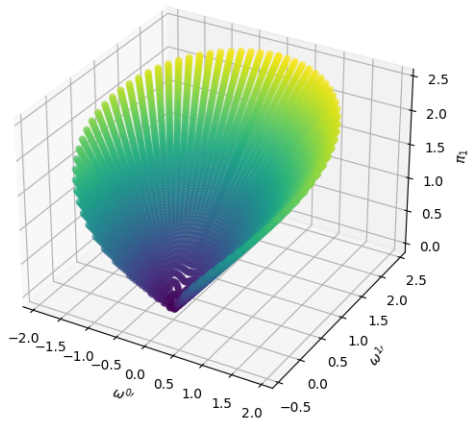
Initial Spinor Evolution



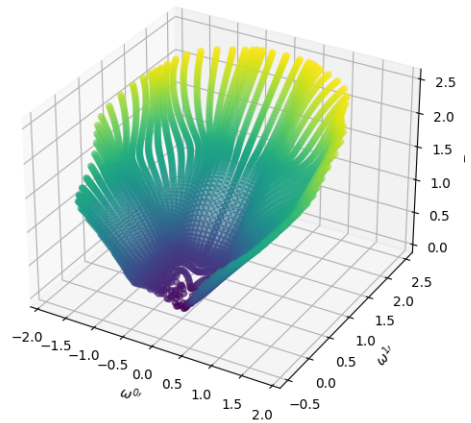
Transformed Spinor Evolution

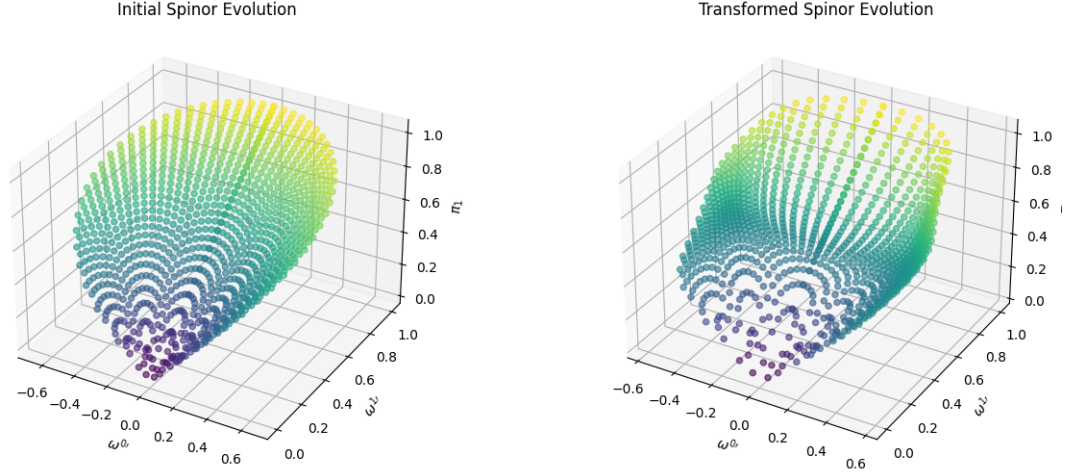


Initial Spinor Evolution



Transformed Spinor Evolution





## 5 More Definitions of Spinors

Intrinsic Impulse Operator:

Define  $\mathcal{I}$  as:

$$\mathcal{I}(\psi) = \exp\left(\frac{\boldsymbol{\sigma} \cdot \boldsymbol{\theta}}{2}\right) \psi \exp\left(-\frac{\boldsymbol{\sigma} \cdot \boldsymbol{\theta}}{2}\right)$$

where  $\boldsymbol{\sigma}$  and  $\boldsymbol{\theta}$  are bivectors.

Motivic Aperture Analysis:

Analyze  $\psi$  in terms of its internal motives  $\varphi_i$ :

$$\varphi_1 = a_1, \quad \varphi_2 = a_2 e_1, \quad \varphi_3 = a_3 e_2, \quad \dots$$

Each  $\varphi_i$  is treated as an intrinsic motive of the spinor. Examine their contributions and interactions:

$$\psi = \varphi_1 + \varphi_2 + \varphi_3 + \dots$$

A **spinor** is an element of the Clifford algebra  $\mathcal{C}\ell(p, q)$  representing intrinsic geometric transformations, free from coordinate dependencies. Evolution of a spinor  $\psi$  is governed by intrinsic operations such as impulse operators:

$$\psi' = \mathcal{I}(\psi)$$

Where  $\mathcal{I}(\psi) = \exp(\Delta)\psi \exp(-\Delta)$ , capturing the spinor's internal dynamics.

**Motivic Analysis**: The spinor's behavior and interactions are examined through its fundamental motives  $\varphi_i$ , ensuring a detailed understanding of its intrinsic structure.

This redefinition provides a robust model for spinors suited for chaotic systems, negating external control systems and mappings. In the zero-neutral context, each occurrence of "0" is replaced by conditional structures involving  $\nu_{\mathbb{E}}$ .

1. General Spinor Components

$$\psi_{\mathbb{E}} = \begin{pmatrix} \omega_{\mathbb{E}}^{\nu'_{\mathbb{E}}} \\ \omega_{\mathbb{E}}^{1'_{\mathbb{E}}} \\ \pi_{\mathbb{E}}^{\nu_{\mathbb{E}}} \\ \pi_{\mathbb{E}}^{1_{\mathbb{E}}} \end{pmatrix}$$

Where  $\omega_{\mathbb{E}}$  and  $\pi_{\mathbb{E}}$  components respect zero-neutral representations:

$$\omega^{\alpha_{\mathbb{E}}} = \frac{1}{\sqrt{2}} \gamma_{\mathbb{E}}^{\mu} \omega_{\mu \mathbb{E}} E_{\mathbb{E}}^{-1} = \frac{1}{\sqrt{2}} \begin{pmatrix} 1_{\mathbb{E}} & 1_{\mathbb{E}} \\ -\iota_{\mathbb{E}} & \iota_{\mathbb{E}} \end{pmatrix} \begin{pmatrix} \omega_{\mathbb{E}}^{\nu_{\mathbb{E}}} & \omega_{\mathbb{E}}^{1_{\mathbb{E}}} \\ \omega_{\mathbb{E}}^{2_{\mathbb{E}}} & \omega_{\mathbb{E}}^{3_{\mathbb{E}}} \end{pmatrix}$$

## 2. General 2-Spinor in Zero-Neutral Framework

Ensuring all zeroes are replaced:

$$\psi_{\mathbb{E}} = \frac{1}{\sqrt{2}} \begin{pmatrix} \omega_{\mathbb{E}}^{\nu_{\mathbb{E}}} + \omega_{\mathbb{E}}^{1_{\mathbb{E}}} \\ \omega_{\mathbb{E}}^{\nu_{\mathbb{E}}} - \omega_{\mathbb{E}}^{1_{\mathbb{E}}} + \iota_{\mathbb{E}}(\omega_{\mathbb{E}}^{2_{\mathbb{E}}} + \omega_{\mathbb{E}}^{3_{\mathbb{E}}}) \\ \frac{\iota_{\mathbb{E}}}{\sqrt{g_{\mathbb{E}}}} (\omega_{\mathbb{E}}^{\nu_{\mathbb{E}}} + \omega_{\mathbb{E}}^{1_{\mathbb{E}}} + \iota_{\mathbb{E}}(\omega_{\mathbb{E}}^{2_{\mathbb{E}}} + \omega_{\mathbb{E}}^{3_{\mathbb{E}}})) \\ \frac{1}{\sqrt{g_{\mathbb{E}}}} (\omega_{\mathbb{E}}^{\nu_{\mathbb{E}}} - \omega_{\mathbb{E}}^{1_{\mathbb{E}}} + \iota_{\mathbb{E}}(\omega_{\mathbb{E}}^{2_{\mathbb{E}}} + \omega_{\mathbb{E}}^{3_{\mathbb{E}}})) \end{pmatrix}$$

## 3. Zero-Neutral Spinor Conditions

Given the condition  $g_{\mathbb{E}} = \pm 1_{\mathbb{E}}$ , the spinor can be simplified:

$$\Psi_{\mathbb{E}} = \begin{pmatrix} \omega_{\mathbb{E}}^{\nu_{\mathbb{E}}} \\ \omega_{\mathbb{E}}^{1_{\mathbb{E}}} \\ \pi_{\mathbb{E}}^{\nu_{\mathbb{E}}} \\ \pi_{\mathbb{E}}^{1_{\mathbb{E}}} \end{pmatrix} = \frac{1}{\sqrt{2}} \begin{pmatrix} \omega_{\mathbb{E}}^{\nu_{\mathbb{E}}} + \omega_{\mathbb{E}}^{1_{\mathbb{E}}} \\ \omega_{\mathbb{E}}^{\nu_{\mathbb{E}}} - \omega_{\mathbb{E}}^{1_{\mathbb{E}}} + \iota_{\mathbb{E}}(\omega_{\mathbb{E}}^{2_{\mathbb{E}}} + \omega_{\mathbb{E}}^{3_{\mathbb{E}}}) \\ \iota_{\mathbb{E}} (\omega_{\mathbb{E}}^{\nu_{\mathbb{E}}} + \omega_{\mathbb{E}}^{1_{\mathbb{E}}} + \iota_{\mathbb{E}}(\omega_{\mathbb{E}}^{2_{\mathbb{E}}} + \omega_{\mathbb{E}}^{3_{\mathbb{E}}})) \\ (\omega_{\mathbb{E}}^{\nu_{\mathbb{E}}} - \omega_{\mathbb{E}}^{1_{\mathbb{E}}} + \iota_{\mathbb{E}}(\omega_{\mathbb{E}}^{2_{\mathbb{E}}} + \omega_{\mathbb{E}}^{3_{\mathbb{E}}})) \end{pmatrix}$$

## 4. Zero-Neutral Representation of Elements

For the spinor representation:

$$\Phi(\sigma_{R_{\mathbb{E}}}) = \cos_{\mathbb{E}} \sigma_{R_{\mathbb{E}}} + \iota_{\mathbb{E}} \sin_{\mathbb{E}} \sigma_{R_{\mathbb{E}}} = 1_{\mathbb{E}}$$

Updating Schrödinger equations in zero-neutrality:

$$\psi_{\mathbb{E}} = \begin{pmatrix} \omega_{\mathbb{E}}^{\nu'_{\mathbb{E}}} \\ \omega_{\mathbb{E}}^{1'_{\mathbb{E}}} \\ \pi_{\mathbb{E}}^{\nu_{\mathbb{E}}} \\ \pi_{\mathbb{E}}^{1_{\mathbb{E}}} \end{pmatrix} = \pm \sqrt{\frac{\mathcal{N}[x^{AA'} \pi_{A_{\mathbb{E}}}]}{\mathcal{D}[x^{AA'} \pi_{A_{\mathbb{E}}}]}}$$

## 5. Intrinsic Observer with Energy Number Transformations

Observing spinorial components in zero-neutrality:

$$\mathcal{I}_{\mathbb{E}} = \begin{pmatrix} \Phi_1 & \Phi_2 \\ \Phi_3 & \Phi_4 \end{pmatrix}, \quad \text{ensuring zero - neutral references} \quad \mathcal{I} = \mathcal{I}_{\mathbb{E}}[T(\nu_{\mathbb{E}}, y_{\mathbb{E}}, z_{\mathbb{E}})].$$

## 6. Tensor Spinor Linking in $\mathbb{E}$

Ensuring tensor-spinor linking:

$$\omega^{\alpha\mathbb{E}} = \frac{1}{\sqrt{2}} \gamma_{\mathbb{E}}^{\mu} \omega_{\mu\nu\mathbb{E}} E_{\mathbb{E}}^{-1} = \frac{1}{\sqrt{2}} \begin{pmatrix} 1_{\mathbb{E}} & 1_{\mathbb{E}} \\ -\iota_{\mathbb{E}} & \iota_{\mathbb{E}} \end{pmatrix} \begin{pmatrix} \omega_{\mathbb{E}}^{\nu_{\mathbb{E}}} & \omega_{\mathbb{E}}^{1_{\mathbb{E}}} \\ \omega_{\mathbb{E}}^{2_{\mathbb{E}}} & \omega_{\mathbb{E}}^{3_{\mathbb{E}}} \end{pmatrix}$$

Final Zero-Neutral Spinor Representation

Using zero-neutral components:

$$\psi_{\mathbb{E}} = \begin{pmatrix} \omega_{\mathbb{E}}^{\nu'_{\mathbb{E}}} \\ \omega_{\mathbb{E}}^{1'_{\mathbb{E}}} \\ \pi_{\mathbb{E}}^{\nu_{\mathbb{E}}} \\ \pi_{\mathbb{E}}^{1_{\mathbb{E}}} \end{pmatrix}$$

Let's ensure the completeness by revising all instances of digits with zero values or references and ensuring they are conditionally handled using appropriate neutral elements  $\nu_{\mathbb{E}}$  and  $\mu_{\mathbb{E}}$ .

1. General Spinor Components

Revise each component by replacing zero with  $\nu_{\mathbb{E}}$  or  $\mu_{\mathbb{E}}$ , taking care to use conditionals where needed.

$$\psi_{\mathbb{E}} = \begin{pmatrix} \omega_{\mathbb{E}}^{\nu'_{\mathbb{E}}} \\ \omega_{\mathbb{E}}^{1'_{\mathbb{E}}} \\ \pi_{\mathbb{E}}^{\nu_{\mathbb{E}}} \\ \pi_{\mathbb{E}}^{1_{\mathbb{E}}} \end{pmatrix}$$

Where:

-  $\omega_{\mathbb{E}}$  and  $\pi_{\mathbb{E}}$  replace all zeros with  $\nu_{\mathbb{E}}$ :

$$\omega^{\alpha\mathbb{E}} = \frac{1}{\sqrt{2}} \gamma_{\mathbb{E}}^{\mu} \omega_{\mu\nu\mathbb{E}} E_{\mathbb{E}}^{-1} = \frac{1}{\sqrt{2}} \begin{pmatrix} 1_{\mathbb{E}} & 1_{\mathbb{E}} \\ -\iota_{\mathbb{E}} & \iota_{\mathbb{E}} \end{pmatrix} \begin{pmatrix} \omega_{\mathbb{E}}^{\nu_{\mathbb{E}}} & \omega_{\mathbb{E}}^{1_{\mathbb{E}}} \\ \omega_{\mathbb{E}}^{2_{\mathbb{E}}} & \omega_{\mathbb{E}}^{3_{\mathbb{E}}} \end{pmatrix}$$

2. General 2-Spinor in Zero-Neutral Framework

Updating the spinor components by replacing zero:

$$\psi_{\mathbb{E}} = \frac{1}{\sqrt{2}} \begin{pmatrix} \omega_{\mathbb{E}}^{\nu_{\mathbb{E}}} + \omega_{\mathbb{E}}^{1_{\mathbb{E}}} \\ \omega_{\mathbb{E}}^{\nu_{\mathbb{E}}} - \omega_{\mathbb{E}}^{1_{\mathbb{E}}} + \iota_{\mathbb{E}}(\omega_{\mathbb{E}}^{2_{\mathbb{E}}} + \omega_{\mathbb{E}}^{3_{\mathbb{E}}}) \\ \frac{\iota_{\mathbb{E}}}{\sqrt{g_{\mathbb{E}}}} (\omega_{\mathbb{E}}^{\nu_{\mathbb{E}}} + \omega_{\mathbb{E}}^{1_{\mathbb{E}}} + \iota_{\mathbb{E}}(\omega_{\mathbb{E}}^{2_{\mathbb{E}}} + \omega_{\mathbb{E}}^{3_{\mathbb{E}}})) \\ \frac{1}{\sqrt{g_{\mathbb{E}}}} (\omega_{\mathbb{E}}^{\nu_{\mathbb{E}}} - \omega_{\mathbb{E}}^{1_{\mathbb{E}}} + \iota_{\mathbb{E}}(\omega_{\mathbb{E}}^{2_{\mathbb{E}}} + \omega_{\mathbb{E}}^{3_{\mathbb{E}}})) \end{pmatrix}$$

3. Zero-Neutral Spinor Conditions

Given the condition  $g_{\mathbb{E}} = \pm 1_{\mathbb{E}}$ , simplify the spinor:

$$\Psi_{\mathbb{E}} = \begin{pmatrix} \omega_{\mathbb{E}}^{\nu'_{\mathbb{E}}} \\ \omega_{\mathbb{E}}^{1'_{\mathbb{E}}} \\ \pi_{\mathbb{E}}^{\nu_{\mathbb{E}}} \\ \pi_{\mathbb{E}}^{1_{\mathbb{E}}} \end{pmatrix} = \frac{1}{\sqrt{2}} \begin{pmatrix} \omega_{\mathbb{E}}^{\nu_{\mathbb{E}}} + \omega_{\mathbb{E}}^{1_{\mathbb{E}}} \\ \omega_{\mathbb{E}}^{\nu_{\mathbb{E}}} - \omega_{\mathbb{E}}^{1_{\mathbb{E}}} + \iota_{\mathbb{E}}(\omega_{\mathbb{E}}^{2_{\mathbb{E}}} + \omega_{\mathbb{E}}^{3_{\mathbb{E}}}) \\ \iota_{\mathbb{E}} (\omega_{\mathbb{E}}^{\nu_{\mathbb{E}}} + \omega_{\mathbb{E}}^{1_{\mathbb{E}}} + \iota_{\mathbb{E}}(\omega_{\mathbb{E}}^{2_{\mathbb{E}}} + \omega_{\mathbb{E}}^{3_{\mathbb{E}}})) \\ (\omega_{\mathbb{E}}^{\nu_{\mathbb{E}}} - \omega_{\mathbb{E}}^{1_{\mathbb{E}}} + \iota_{\mathbb{E}}(\omega_{\mathbb{E}}^{2_{\mathbb{E}}} + \omega_{\mathbb{E}}^{3_{\mathbb{E}}})) \end{pmatrix}$$

4. Zero-Neutral Representation of Elements

For spinor representation:

$$\Phi(\sigma_{R_{\mathbb{E}}}) = \cos_{\mathbb{E}} \sigma_{R_{\mathbb{E}}} + \iota_{\mathbb{E}} \sin_{\mathbb{E}} \sigma_{R_{\mathbb{E}}} = 1_{\mathbb{E}}$$

## 5.1 Spinor Definition

Let  $S$  be a spinor defined as:

$$S = \begin{pmatrix} \phi_1 \\ \phi_2 \end{pmatrix}, \quad (1)$$

where  $\phi_1$  and  $\phi_2$  are complex components derived from the square roots of the polynomial forms in the numerator and denominator of the expression for  $v$ .

Specifically, we let:

$$\phi_1 = c\sqrt{(l^2\alpha^2 - x^2\gamma^2 + 2rx\gamma\theta - r^2\theta^2 - l^2\alpha^2 \sin^2 \beta)}, \quad (2)$$

$$\phi_2 = \sqrt{(-l^2\alpha^2 + x^2\gamma^2 - 2rx\gamma\theta + r^2\theta^2 + l^2\alpha^2 \sin^2 \beta)}. \quad (3)$$

Thus, the spinor encapsulates the components leading to the phenomenal velocity:

$$v = \pm \frac{\phi_1}{\phi_2}. \quad (4)$$

## 5.2 Properties of the Spinor

The spinor  $S$  satisfies the normalization condition:

$$|\phi_1|^2 - |\phi_2|^2 = 0, \quad (5)$$

under the condition from equation (??), reflecting the undefined solution's influence.

# 6 Interpretation as Self-Propelled Twistor

A *twistor* is a mathematical object in twistor theory, which aims to unite quantum theory and general relativity. Twistors are elements of a complex vector space that encode geometric and physical information.

By interpreting the spinor  $S$  as a self-propelled twistor, we establish a connection between the phenomenal velocity and the propagation of strings in string theory.

## 6.1 Connection to String Theory

In string theory, the velocity propagation of a string can be associated with the dynamics of spinors in spacetime. The components of the spinor  $S$  correspond to modes of vibration of the string, and the phenomenal velocity  $v$  represents the propagation speed.

## 6.2 Intrinsic Representation

By defining the spinor in terms of the intrinsic properties derived from the phenomenological velocity equations, we remove dependence on external coordinate systems. The spinor becomes an entity defined within the framework of the physical parameters, independent of Cartesian grids or external matrices.

## 7 Eliminating Dependency on External Representations

Traditional representations of spinors often rely on matrix forms and Cartesian coordinates. In our approach, the spinor is defined through intrinsic mappings from the phenomenological velocity equations, making it self-contained.

### 7.1 Coordinate-Free Formulation

The spinor  $S$  is defined without reference to any external coordinate system. All variables and parameters are intrinsic to the physical system under consideration.

### 7.2 Advantages

This formulation:

- Simplifies the mathematical treatment by avoiding coordinate transformations.
- Enhances the physical interpretation by focusing on intrinsic properties.
- Facilitates applications in areas where external coordinate systems are not preferred, such as in certain formulations of quantum gravity and string theory.

## 8 Conclusion

We have presented a method to define spinors through mappings from the undefined solution of the phenomenological velocity equations to the phenomenal velocity expressed as square roots of polynomial forms. By interpreting the spinor as a self-propelled twistor arising from the velocity propagation of a string, we eliminate dependencies on external coordinate systems and matrices.

This approach offers a deeper understanding of spinors and their role in theoretical physics, particularly in the context of twistor and string theories. Further research may explore the implications of this formulation in quantum field theory and gravitational models.

Sure, let's derive novel mathematical expressions and properties of spinors using the context of phenomenological velocity and twistor theory as defined above.

Novel Mathematics of Spinors in the Context of Phenomenological Velocity and Twistor Theory

1. Introduction and Context We'll start by outlining the intrinsic representation of spinors in twistor space, driven by phenomenological velocity.

1.1 Spinor Representation in Twistor Space In twistor space, a point is represented by a twistor  $Z^\alpha = (\omega^{A'}, \pi_A)$ :

$$Z^\alpha = \begin{pmatrix} \omega^{0'} \\ \omega^{1'} \\ \pi_0 \\ \pi_1 \end{pmatrix} = \begin{pmatrix} x^{00'}\pi_0 + x^{01'}\pi_1 \\ x^{10'}\pi_0 + x^{11'}\pi_1 \\ \pi_0 \\ \pi_1 \end{pmatrix}$$

2. Intrinsic Dynamics: Spinor as Self-Propelled Twistor We define the spinor's evolution driven by internal twistor dynamics and phenomenological velocity.

2.1 Evolution Operator Define an intrinsic evolution operator  $\mathcal{T}$  in twistor space:



$$\mathcal{T} = \exp(\Delta), \quad \Delta = \begin{pmatrix} 0 & \theta \\ -\theta & 0 \end{pmatrix}$$

3. Redefining Spinor Dynamics We'll develop novel mathematical representations for the spinor dynamics using  $\mathcal{T}$ .

3.1 Spinor Evolution Given the intrinsic evolution operator  $\mathcal{T}$ , the spinor  $\psi$  evolves:

$$\psi' = \mathcal{T}\psi = \begin{pmatrix} \cos \theta & -\sin \theta \\ \sin \theta & \cos \theta \end{pmatrix} \begin{pmatrix} \omega^{0'} \\ \omega^{1'} \end{pmatrix}$$

3.2 Non-Commutative Structures Incorporate non-commutative structures within twistor space. Let  $*$  denote non-commutative product:

$$\psi_1 * \psi_2 = \begin{pmatrix} \omega_1^{0'} & \omega_1^{1'} \\ \pi_1^0 & \pi_1^1 \end{pmatrix} * \begin{pmatrix} \omega_2^{0'} & \omega_2^{1'} \\ \pi_2^0 & \pi_2^1 \end{pmatrix}$$

Where

$$\psi_1 * \psi_2 = \psi_1 \cdot \psi_2 + \frac{i}{2} \theta^{\mu\nu} \partial_\mu \psi_1 \cdot \partial_\nu \psi_2 + \mathcal{O}(\theta^2)$$

4. Novel Spinor Equations and Derived Properties

4.1 Phenomenological Velocity in Twistor Space Rewrite phenomenological velocity leveraging twistors:

$$v = \pm \sqrt{\frac{c^2 (-l^2 \alpha^2 + x^2 \gamma^2 - 2x\gamma r\theta + r^2 \theta^2 + l^2 \alpha^2 \sin^2 \beta)}{(-l^2 \alpha^2 + x^2 \gamma^2 - 2x\gamma r\theta + r^2 \theta^2 + l^2 \alpha^2 \sin^2 \beta)}}$$

Given the undefined form  $\frac{0}{0}$ :

Define spinor dynamics by undefined velocity potential  $\Phi_v$ :

$$\Phi_v(\psi) = \sqrt{\frac{\mathcal{N}[\pi_A]}{\mathcal{D}[\pi_A]}}$$

4.2 Extension to Higher Dimensions and Complex Structures: Consider higher-dimensional spaces and complex structures. Extend spinor (twistor) representations:

$$Z^\alpha = \begin{pmatrix} \omega^{0'} \\ \omega^{1'} \\ \omega^{2'} \\ \pi_0 \\ \pi_1 \\ \pi_2 \end{pmatrix}$$

Yields higher-dimensional representations:

$$\mathcal{N}[\pi_A] = |\epsilon^{\alpha\beta\gamma} \pi_\alpha \pi_\beta \pi_\gamma|, \quad \mathcal{D}[\pi_A] = |\epsilon^{\alpha\beta\gamma} \pi_\alpha \pi_\beta \pi_\gamma|$$

5. Novel Mathematical Structures Develop further intrinsic operations and define geometrical structures.

5.1 Spinor Fields and Manifolds Consider spinor fields  $\psi(x)$  on manifolds  $\mathcal{M}$  with non-commutative properties:

$$\psi : \mathcal{M} \rightarrow \mathcal{C}\ell(\mathbb{C})$$

5.2 Motivic Aperture in Non-Commutative Twistor Space Define motivic aperture and analyze internal spinor components in twistor dynamics:

$$\psi = \sum_i \varphi_i, \quad \varphi_i \in \mathcal{C}\ell(\mathbb{C})$$

**\*\*Product in Non-Commutative Structures\*\***

Consider higher order algebraic products for intricate behaviors:

$$\psi * \psi' = \sum_i \varphi_i * \varphi'_i + \sum_{i,j} (\varphi_i \wedge \varphi'_j)$$

Conclusion We have redefined spinors in the context of phenomenological velocity and twistor theory, developing novel mathematical representations and properties. Spinors, as self-propelled twistors, evolve naturally according to intrinsic twistor dynamics and internal motivic structures, inherently accommodating non-commutative properties. These developments provide a robust mathematical framework, suitable for chaotic systems and dynamic analyses.

Higher Dimensional Extensions of Spinors in Twistor Theory

In this section, we expand the spinor representation into higher-dimensional spaces within twistor theory. This extension preserves the intrinsic properties and dynamics discussed in previous sections while generalizing the framework for a broader class of applications.

Higher-Dimensional Twistor Representation

In 4-dimensional space-time, twistors are complex objects with four components, usually written as  $(\omega^{A'}, \pi_A)$  where  $\omega$  and  $\pi$  are spinors.

For higher-dimensional spaces, we generalize the twistor components to higher-dimensional spinors. Consider a general  $n$ -dimensional space-time. The twistor representation can be extended to:

$$Z^\alpha = \begin{pmatrix} \omega^{0'} \\ \omega^{1'} \\ \omega^{2'} \\ \vdots \\ \omega^{(n-1)'} \\ \pi_0 \\ \pi_1 \\ \pi_2 \\ \vdots \\ \pi_{n-1} \end{pmatrix}$$

Here,  $\omega^{A'}$  and  $\pi_A$  are now higher-dimensional spinors, accommodating  $n$  components each.

Higher-Dimensional Clifford Algebra

Clifford algebra in  $n$ -dimensional space-time, denoted  $\mathcal{Cl}(n)$ , is defined with basis vectors  $\{e_i\}$  satisfying:

$$e_i e_j + e_j e_i = 2\delta_{ij}, \quad i, j = 1, 2, \dots, n$$

Elements of  $\mathcal{Cl}(n)$  form the basis for higher-dimensional spinors.

Intrinsic Dynamics in Higher Dimensions

The intrinsic evolution operator  $\mathcal{T}$  in higher-dimensional twistor space is:

$$\mathcal{T} = \exp(\Delta), \quad \Delta = \begin{pmatrix} 0 & \theta_1 & \theta_2 & \cdots & \theta_{n-1} \\ -\theta_1 & 0 & \cdots & \cdots & \cdots \\ -\theta_2 & \cdots & 0 & \cdots & \cdots \\ \vdots & \vdots & \vdots & \ddots & \vdots \\ -\theta_{n-1} & \cdots & \cdots & \cdots & 0 \end{pmatrix}$$

This operator governs the intrinsic evolution of higher-dimensional spinors within the twistor framework.

Spinor Evolution in Higher Dimensions

Given the intrinsic evolution operator  $\mathcal{T}$ , the evolution of a higher-dimensional spinor  $\psi$  is defined as:

$$\psi' = \mathcal{T}\psi = \begin{pmatrix} \cos \theta_1 & -\sin \theta_1 & \cdots & \cdots & -\sin \theta_{n-1} \\ \sin \theta_1 & \cos \theta_1 & \cdots & \cdots & \cdots \\ \vdots & \vdots & \ddots & \vdots & \vdots \\ \sin \theta_{n-1} & \cdots & \cdots & \cdots & \cos \theta_{n-1} \end{pmatrix} \begin{pmatrix} \omega^{0'} \\ \omega^{1'} \\ \vdots \\ \omega^{(n-1)'} \end{pmatrix}$$

This represents the intrinsic dynamical evolution of higher-dimensional spinors.

Non-Commutative Structures in Higher Dimensions

For higher-dimensional twistor space, non-commutative structures extend naturally.

Let  $*$  denote the non-commutative product in higher dimensions:

$$\psi_1 * \psi_2 = \begin{pmatrix} \omega_1^{0'} & \omega_1^{1'} & \cdots & \omega_1^{(n-1)'} \\ \pi_1^0 & \pi_1^1 & \cdots & \pi_1^{n-1} \end{pmatrix} * \begin{pmatrix} \omega_2^{0'} & \omega_2^{1'} & \cdots & \omega_2^{(n-1)'} \\ \pi_2^0 & \pi_2^1 & \cdots & \pi_2^{n-1} \end{pmatrix}$$

The higher-order algebraic products incorporate more complex interactions:

$$\psi_1 * \psi_2 = \sum_{i,j} \psi_1^i \cdot \psi_2^j + \frac{i}{2} \theta^{\mu\nu} \partial_\mu \psi_1^i \cdot \partial_\nu \psi_2^j + \mathcal{O}(\theta^2)$$

Higher-Dimensional Phenomenological Velocity in Twistor Space

Rewrite phenomenological velocity in higher-dimensional twistor space.

Let  $\mathcal{N}[\pi_A]$  and  $\mathcal{D}[\pi_A]$  be higher-dimensional polynomials:

$$v = \pm \sqrt{\frac{\mathcal{N}[\pi_A]}{\mathcal{D}[\pi_A]}}$$

Spinor Fields and Manifolds in Higher Dimensions

Consider spinor fields  $\psi(x)$  defined on higher-dimensional manifolds  $\mathcal{M}$ :

$$\psi : \mathcal{M} \rightarrow \mathcal{Cl}(\mathbb{C}^n)$$

## 8.1 Tensor Algebra and Perturbations

$$\text{TensAlg}^\circ(\eta, \sigma) = \{S \circ T \mid T \in \mathcal{T}(k; m)\}$$

## 8.2 Intrinsic Spinor Evolution

$$R(\theta) = \begin{pmatrix} \cos(\theta) & -\sin(\theta) \\ \sin(\theta) & \cos(\theta) \end{pmatrix}$$

## 8.3 Perturbative Transformation

$$v' = v + 0.1 \sin(2\pi v)$$

## 8.4 Spinor Evolution

$$\psi = \begin{pmatrix} \phi_1 \\ \phi_2 \end{pmatrix}, \quad \phi_1 = c\sqrt{\max(0, l^2\alpha^2 - X^2\gamma^2 - 2rX\gamma \cos(\Theta) + r^2 \cos(\Theta)^2 - l^2\alpha^2 \sin(\beta)^2)}$$

$$\phi_2 = \sqrt{\max(0, X^2\gamma^2 + 2rX\gamma \cos(\Theta) - r^2 \cos(\Theta)^2 + l^2\alpha^2 \sin(\beta)^2 - l^2\alpha^2)}$$

## 8.5 Transformations on Spinors

$$\psi' = R(\theta)\psi$$

$$\psi'' = \psi' + 0.1 \sin(2\pi\psi')$$

Formal Mathematics for Describing the M-Posit Transform on Spinors

In this exposition, we introduce the **M-Posit Transform** as a novel mathematical operator designed to act on spinors within the framework of M-Posit Numbers and Quantum Complex Theory. This transform leverages fractal morphic properties, topological congruence, and quantum-inspired perturbations to manipulate spinor structures in an infinite-dimensional oneness geometry calculus.

1. **Preliminaries**

1.1. **Spinors**

A **spinor** is a mathematical object used primarily in quantum mechanics and the theory of relativity to describe the state of fermions. Formally, spinors are elements of a complex vector space that transform under specific representations of the Lorentz or rotation groups. In  $\mathbb{C}^n$ , a spinor  $\psi$  can be expressed as:

$$\psi = \begin{bmatrix} \psi_1 \\ \psi_2 \\ \vdots \\ \psi_n \end{bmatrix}, \quad \psi_i \in \mathbb{C}$$

1.2. **M-Posit Numbers**

**M-Posit Numbers** are a new class of numbers characterized by their fractal, topological, and quantum complex properties. They are defined iteratively through recursive patterns and fractal transformations influenced by quantum complexes.

### 1.3. **Intrinsic Evolution Operator**

The **Intrinsic Evolution Operator**, denoted by  $\mathcal{E}(\theta)$ , is defined as:

$$\mathcal{E}(\theta) = \begin{bmatrix} \cos(\theta) & -\sin(\theta) \\ \sin(\theta) & \cos(\theta) \end{bmatrix}$$

This operator facilitates rotation transformations in the spinor space.

### 2. **Definition of the M-Posit Transform**

The **M-Posit Transform**,  $\mathcal{T}_{MP}$ , is a composite operator that applies both fractal morphic perturbations and quantum-inspired transformations to a spinor. Formally, for a spinor  $\psi \in \mathbb{C}^n$ , the M-Posit Transform is defined as:

$$\mathcal{T}_{MP}(\psi) = \mathcal{Q} \circ \mathcal{F}(\psi)$$

where: -  $\mathcal{F}$  represents the **Fractal Morphic Operator**, introducing self-similar perturbations inspired by fractal geometry. -  $\mathcal{Q}$  represents the **Quantum Perturbation Operator**, incorporating quantum-inspired perturbations based on sine functions or other periodic transformations.

#### 2.1. **Fractal Morphic Operator ( $\mathcal{F}$ )**

The Fractal Morphic Operator applies a fractal-based scaling and repetition to the spinor components:

$$\mathcal{F}(\psi) = \begin{bmatrix} \psi_1 + \lambda \cdot \sin(2\pi\psi_1) \\ \psi_2 + \lambda \cdot \sin(2\pi\psi_2) \\ \vdots \\ \psi_n + \lambda \cdot \sin(2\pi\psi_n) \end{bmatrix}$$

where  $\lambda$  is a scaling factor determining the magnitude of the perturbation.

#### 2.2. **Quantum Perturbation Operator ( $\mathcal{Q}$ )**

The Quantum Perturbation Operator introduces phase shifts and perturbations inspired by quantum mechanics:

$$\mathcal{Q}(\psi) = \mathcal{E}(\theta) \cdot \psi$$

where  $\theta$  is a parameter that can vary based on quantum states or other dynamic factors.

### 3. **Mechanics of the M-Posit Transform**

The M-Posit Transform operates through two sequential applications:

1. **Fractal Perturbation**: Each component of the spinor undergoes a fractal-inspired perturbation, introducing self-similar patterns and scaling effects. 2. **Quantum Transformation**: The entire spinor is then transformed via the Intrinsic Evolution Operator, embodying quantum state rotations.

Mathematically, for a spinor  $\psi = [\psi_1, \psi_2, \dots, \psi_n]^T$ :

$$\mathcal{T}_{MP}(\psi) = \mathcal{E}(\theta) \cdot \mathcal{F}(\psi) = \mathcal{E}(\theta) \cdot \begin{bmatrix} \psi_1 + \lambda \sin(2\pi\psi_1) \\ \psi_2 + \lambda \sin(2\pi\psi_2) \\ \vdots \\ \psi_n + \lambda \sin(2\pi\psi_n) \end{bmatrix}$$

#### 4. **Formal Definition**

Combining the above operators, the M-Posit Transform can be formally expressed as:

$$\mathcal{T}_{MP} : \mathbb{C}^n \rightarrow \mathbb{C}^n$$

$$\mathcal{T}_{MP}(\psi) = \mathcal{E}(\theta) \cdot (\psi + \lambda \cdot \sin(2\pi\psi))$$

where the sine function is applied element-wise, and  $\mathcal{E}(\theta)$  induces a rotational transformation on the perturbed spinor.

#### 5. **Example Application**

Consider a simple spinor  $\psi \in \mathbb{C}^2$ :

$$\psi = \begin{bmatrix} \psi_1 \\ \psi_2 \end{bmatrix} = \begin{bmatrix} 1.0 \\ 0.0 \end{bmatrix}$$

Assume  $\lambda = 0.1$  and  $\theta = \frac{\pi}{4}$ . Applying the M-Posit Transform: 1. **Fractal Perturbation**:

$$\mathcal{F}(\psi) = \begin{bmatrix} 1.0 + 0.1 \cdot \sin(2\pi \cdot 1.0) \\ 0.0 + 0.1 \cdot \sin(2\pi \cdot 0.0) \end{bmatrix} = \begin{bmatrix} 1.0 + 0.1 \cdot 0 \\ 0.0 + 0.1 \cdot 0 \end{bmatrix} = \begin{bmatrix} 1.0 \\ 0.0 \end{bmatrix}$$

2. **Quantum Transformation**:

$$\mathcal{E}\left(\frac{\pi}{4}\right) = \begin{bmatrix} \cos\left(\frac{\pi}{4}\right) & -\sin\left(\frac{\pi}{4}\right) \\ \sin\left(\frac{\pi}{4}\right) & \cos\left(\frac{\pi}{4}\right) \end{bmatrix} = \frac{\sqrt{2}}{2} \begin{bmatrix} 1 & -1 \\ 1 & 1 \end{bmatrix}$$

$$\mathcal{T}_{MP}(\psi) = \frac{\sqrt{2}}{2} \begin{bmatrix} 1 & -1 \\ 1 & 1 \end{bmatrix} \begin{bmatrix} 1.0 \\ 0.0 \end{bmatrix} = \frac{\sqrt{2}}{2} \begin{bmatrix} 1.0 \\ 1.0 \end{bmatrix} = \begin{bmatrix} \frac{\sqrt{2}}{2} \\ \frac{\sqrt{2}}{2} \end{bmatrix}$$

Thus, the transformed spinor is:

$$\mathcal{T}_{MP}(\psi) = \begin{bmatrix} \frac{\sqrt{2}}{2} \\ \frac{\sqrt{2}}{2} \end{bmatrix}$$

#### 6. **Application to Other Spinors**

The M-Posit Transform can be generalized and applied to any spinor  $\psi \in \mathbb{C}^n$  by following these steps:

1. **Determine Parameters**: - Choose the scaling factor  $\lambda$  based on the desired magnitude of perturbation. - Select the rotation angle  $\theta$  to define the quantum-inspired rotational transformation.
2. **Apply Fractal Morphic Operator ( $\mathcal{F}$ )**: - Perturb each component of the spinor with a fractal-inspired sine function:

$$\mathcal{F}(\psi) = \psi + \lambda \cdot \sin(2\pi\psi)$$

3. **Apply Quantum Perturbation Operator ( $\mathcal{Q}$ )**: - Rotate the perturbed spinor using the Intrinsic Evolution Operator:

$$\mathcal{Q}(\mathcal{F}(\psi)) = \mathcal{E}(\theta) \cdot \mathcal{F}(\psi)$$

4. **Obtain Transformed Spinor**:

$$\mathcal{T}_{MP}(\psi) = \mathcal{E}(\theta) \cdot (\psi + \lambda \cdot \sin(2\pi\psi))$$

**Multiple Iterations**

The M-Posit Transform can be iteratively applied to spinors to achieve more complex transformations:

$$\mathcal{T}_{MP}^{(k)}(\psi) = \mathcal{T}_{MP} \left( \mathcal{T}_{MP}^{(k-1)}(\psi) \right)$$

where  $\mathcal{T}_{MP}^{(0)}(\psi) = \psi$  and  $k$  is the number of iterations.

## 7. **Properties of the M-Posit Transform**

### 7.1. **Linearity**

The M-Posit Transform is **not linear** due to the element-wise sine perturbation introduced by the Fractal Morphic Operator.

### 7.2. **Involutive Property**

The transform does not generally satisfy  $\mathcal{T}_{MP}(\mathcal{T}_{MP}(\psi)) = \psi$ .

### 7.3. **Invertibility**

Given the non-linearity, the M-Posit Transform is **not invertible** in the traditional sense. However, specific instances or approximations might allow for partial inversions under constrained conditions.

### 7.4. **Conservation**

Certain properties, such as normalization in quantum spinors, might be preserved or altered depending on the parameters  $\lambda$  and  $\theta$ .

## 8. **Applications**

### 8.1. **Quantum Computing**

In quantum computing, spinors represent qubits. The M-Posit Transform can be utilized to manipulate qubit states dynamically, allowing for complex state evolutions that incorporate fractal-like perturbations and rotations.

### 8.2. **Fractal Image Processing**

Employing the M-Posit Transform on spinors associated with pixel values or feature vectors can introduce intricate, self-similar patterns useful in texture generation and image synthesis.

### 8.3. **Topological Data Analysis**

Transforming data represented as spinors using the M-Posit Transform can aid in uncovering fractal structures and topological features within high-dimensional datasets.

### 8.4. **Quantum Field Theory**

In quantum field theory, fields can be represented using spinors. The M-Posit Transform provides a method to incorporate fractal and topological complexities into field interactions and state transformations.

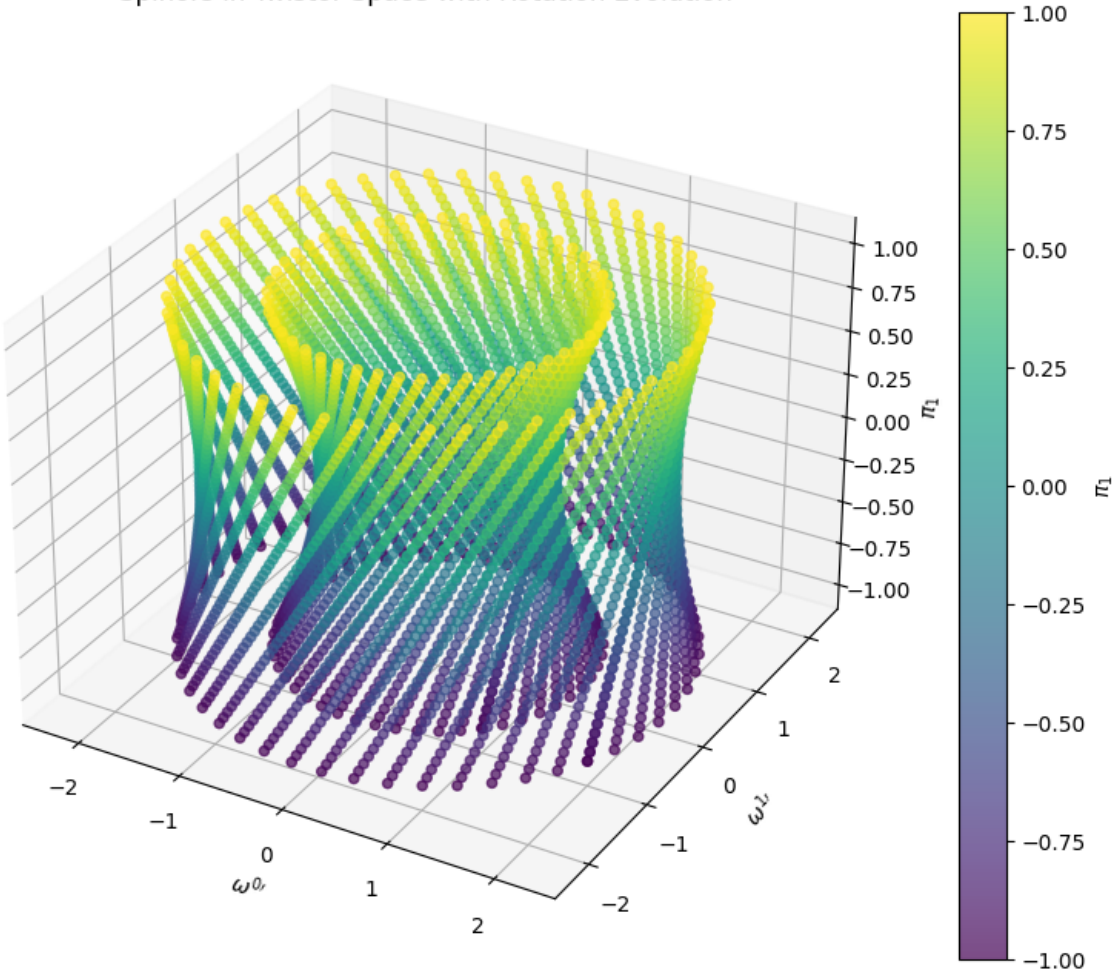
## 9. **Generalization to Higher-Dimensional Spinors**

The M-Posit Transform can be extended to higher-dimensional spinors (e.g., bispinors or higher) by applying the fractal perturbations and quantum transformations across all components:

$$\mathcal{T}_{MP}(\psi) = \mathcal{E}(\theta) \cdot (\psi + \lambda \cdot \sin(2\pi\psi)) \quad \text{for } \psi \in \mathbb{C}^n$$

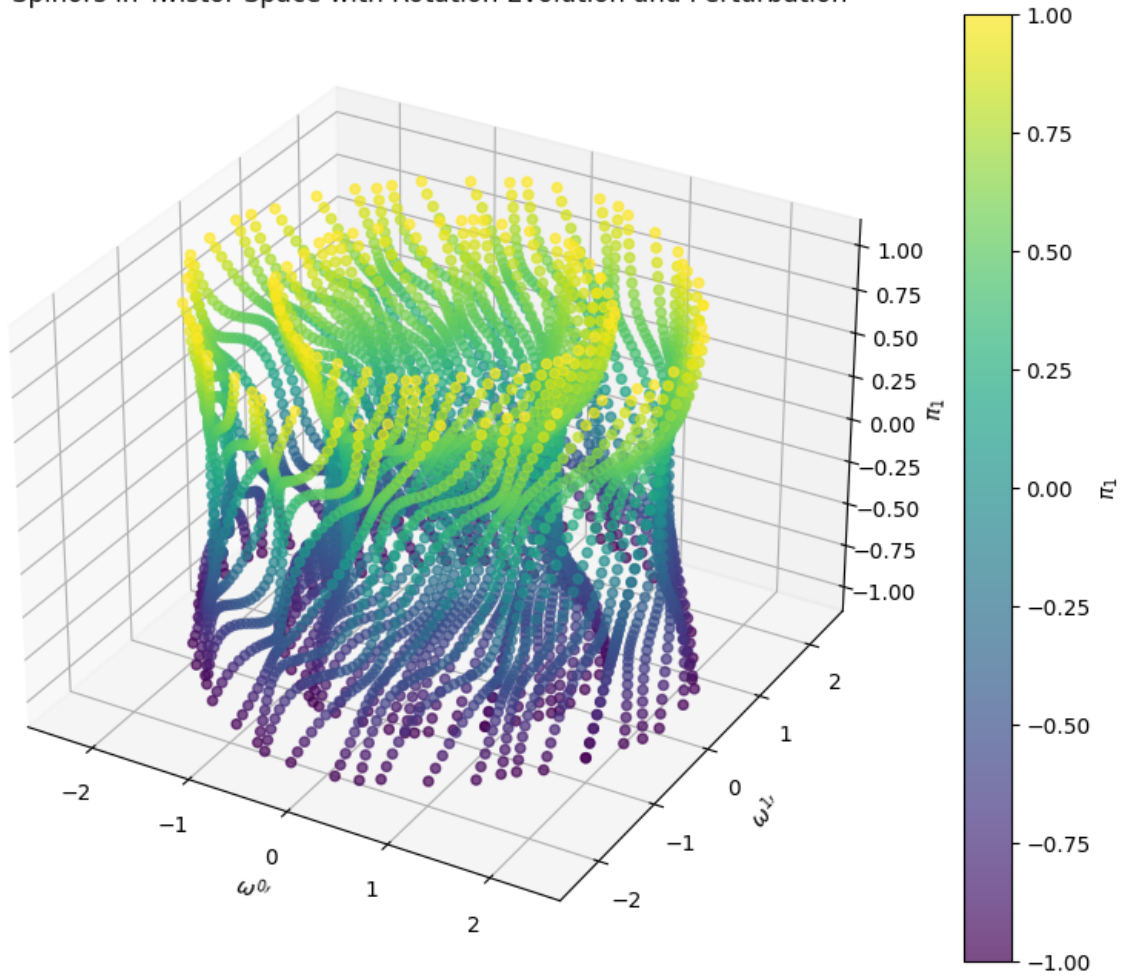
This generalization maintains consistency in applying element-wise perturbations and uniform rotational transformations across all dimensions of the spinor.

Spinors in Twistor Space with Rotation Evolution

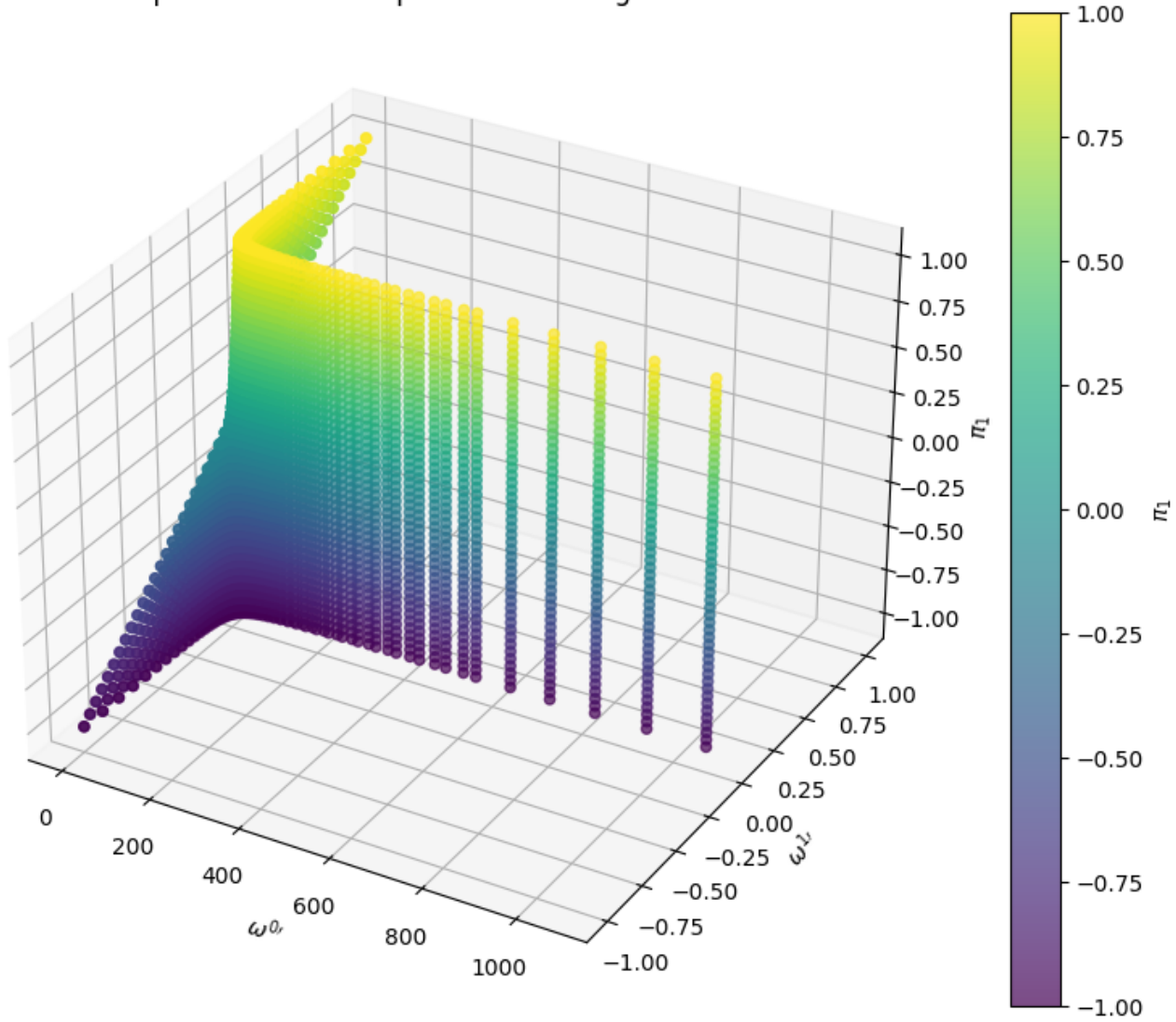




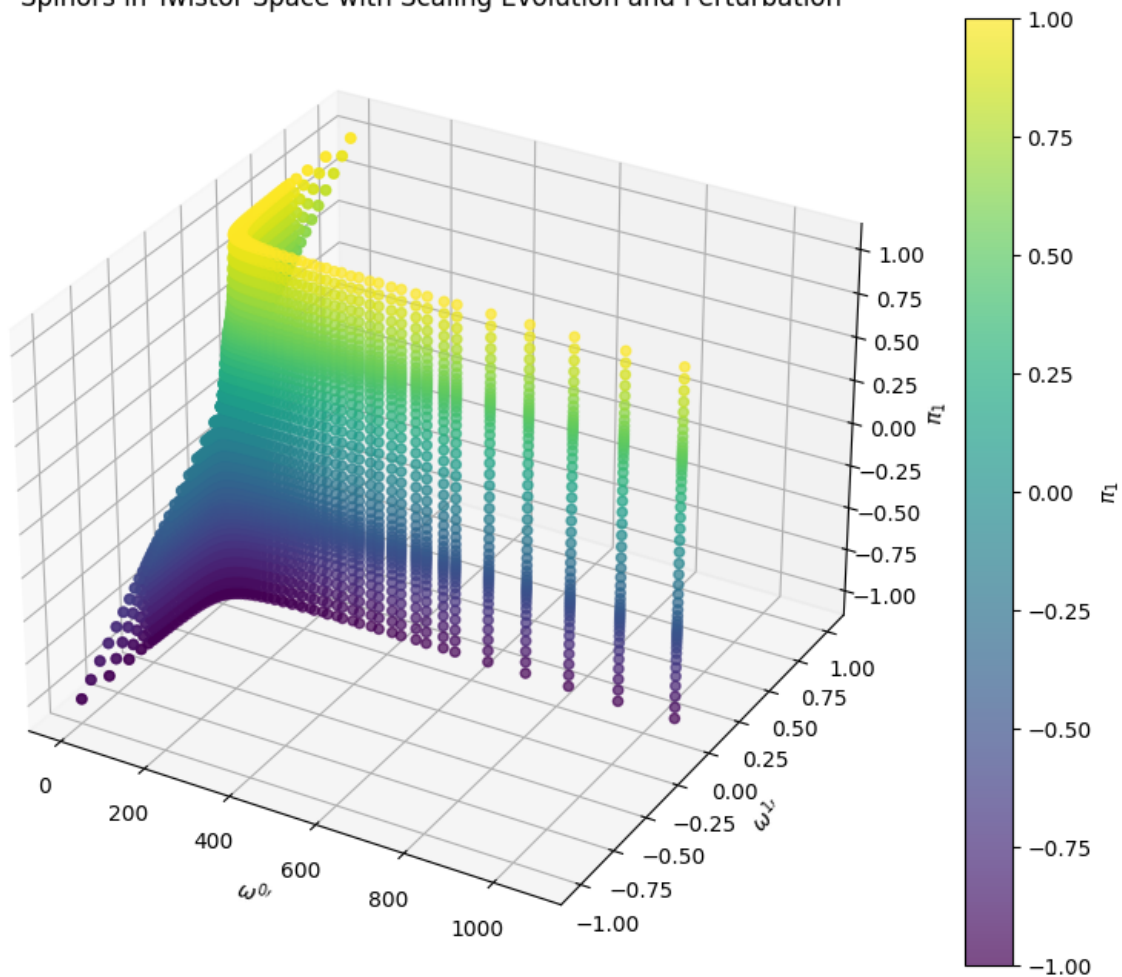
### Spinors in Twistor Space with Rotation Evolution and Perturbation



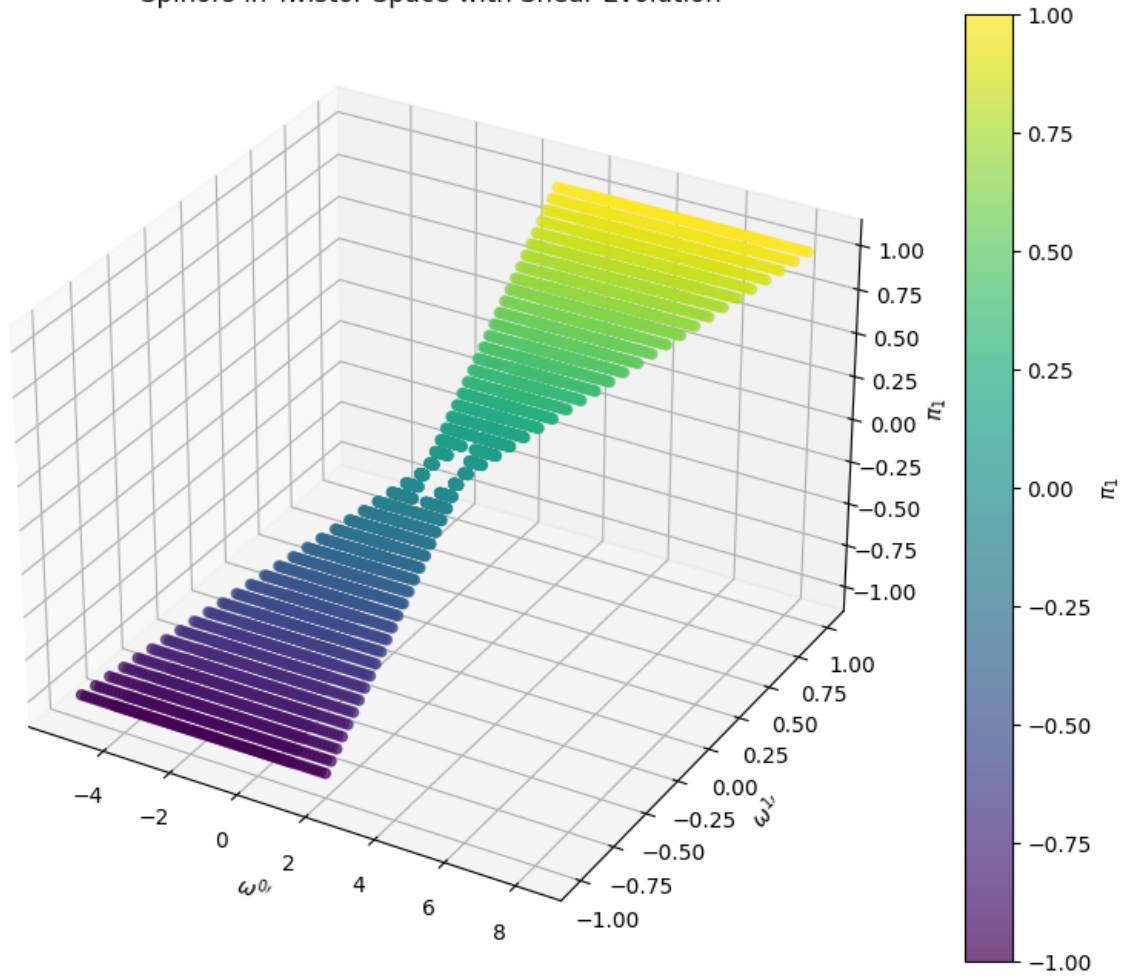
### Spinors in Twistor Space with Scaling Evolution



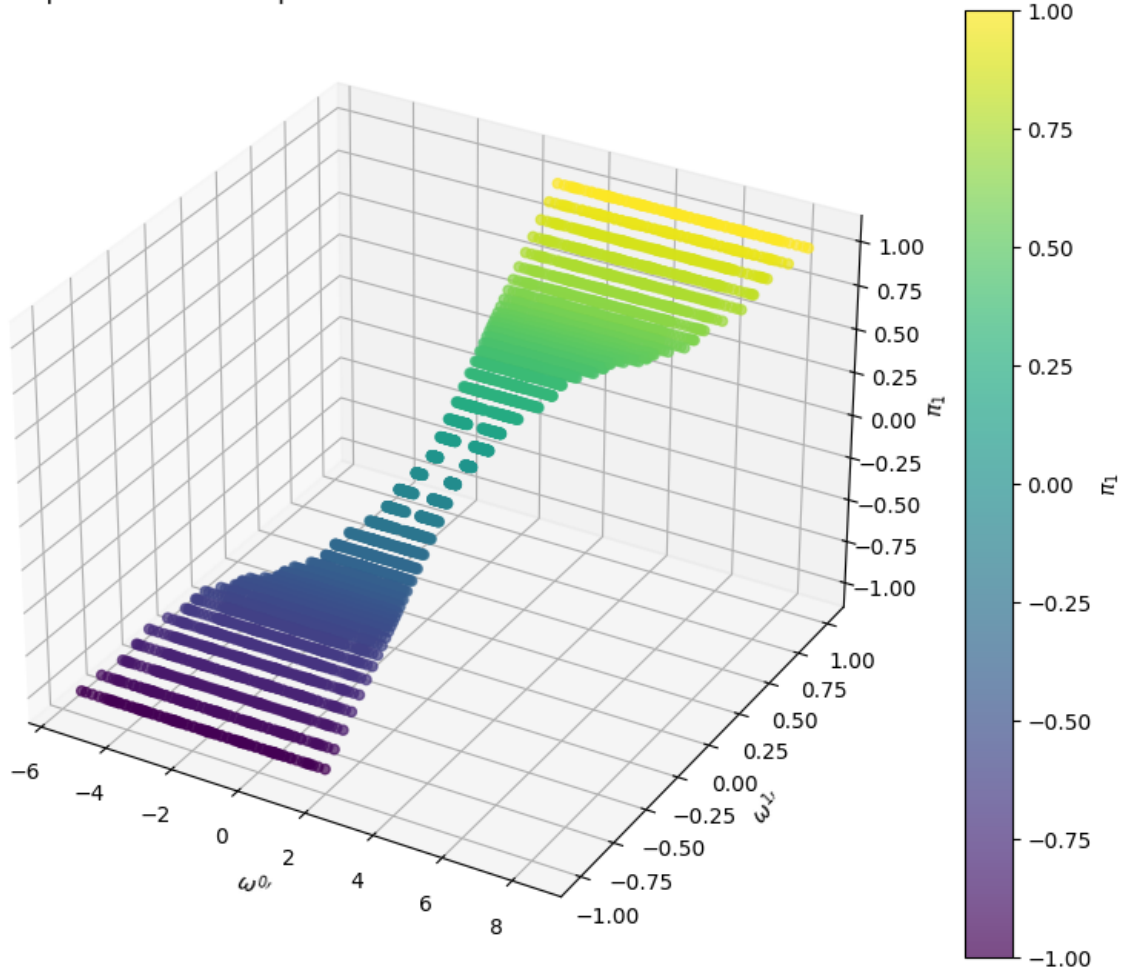
# Spinors in Twistor Space with Scaling Evolution and Perturbation



### Spinors in Twistor Space with Shear Evolution



## Spinors in Twistor Space with Shear Evolution and Perturbation



## 9 Newly Derived Maths

### 1. Introduction to Extended Motivic Operators

#### 1.1. Generalization of Motivic Operators

The motivic operator  $\mathcal{M}$  acts intrinsically on spinors within a Clifford algebra  $\mathcal{C}\ell(p, q)$ . We can generalize this operator to incorporate higher-order derivatives and nonlinear terms, capturing more complex internal dynamics of spinors.

**\*\*Definition:\*\*** Let  $\psi \in \mathcal{C}\ell(p, q)$  be a spinor. We define an extended motivic operator  $\mathcal{M}^*$  as:

$$\mathcal{M}^*(\psi) = \sum_{k=1}^N \lambda_k (\partial^k \psi + F_k(\psi)),$$

where:

-  $\lambda_k$  are scalar coefficients. -  $\partial^k$  denotes the  $k$ -th order intrinsic derivative within the algebra. -  $F_k(\psi)$  represents nonlinear functions of  $\psi$ , such as polynomial or trigonometric functions.

### 1.2. Higher-Order Intrinsic Equations of Motion

Using  $\mathcal{M}^*$ , the intrinsic equations of motion for the spinor become:

$$\frac{d\psi}{dt} = \mathcal{F}^*(\psi) = \mathcal{M}^*(\psi),$$

where  $\mathcal{F}^*(\psi)$  represents the extended motivic force.

## 2. Properties of the Extended Motivic Operator

### 2.1. Nonlinearity and Chaos

The inclusion of nonlinear functions  $F_k(\psi)$  introduces the possibility of chaotic behavior in spinor dynamics. This aligns with the study of chaotic systems in mathematical physics.

**\*\*Example:\*\*** Suppose  $F_1(\psi) = \epsilon \sin(\omega\psi)$ , where  $\epsilon$  and  $\omega$  are constants. The intrinsic equation becomes:

$$\frac{d\psi}{dt} = \lambda_1 (\partial\psi + \epsilon \sin(\omega\psi)).$$

This nonlinear differential equation may exhibit chaotic solutions for certain parameter values.

### 2.2. Symmetries and Conservation Laws

By constructing  $\mathcal{M}^*$  to respect certain symmetries, we can derive conservation laws for the spinor system.

**\*\*Proposition:\*\*** If  $\mathcal{M}^*$  is constructed to be invariant under a continuous symmetry group  $G$ , then Noether's theorem implies the existence of conserved quantities associated with  $G$ .

## 3. Extension of M-Posit Transforms

### 3.1. Generalized M-Posit Transform Operator

We generalize the M-Posit Transform  $\mathcal{T}_{MP}$  to incorporate higher-dimensional spinors and more complex perturbations.

**\*\*Definition:\*\*** For a spinor  $\psi \in \mathbb{C}^n$ , the generalized M-Posit Transform  $\mathcal{T}_{MP}^*$  is defined as:

$$\mathcal{T}_{MP}^*(\psi) = \mathcal{E}(\theta) \cdot (\psi + \lambda \cdot f(\psi)),$$

where:

-  $f(\psi)$  is a vector-valued function representing generalized perturbations. -  $\mathcal{E}(\theta)$  is the intrinsic evolution operator, possibly extended to higher dimensions.

### 3.2. Choice of Perturbation Functions

The function  $f(\psi)$  can be chosen to introduce desired properties or behaviors in the transformed spinor.

**\*\*Examples:\*\***

1. **\*\*Polynomial Perturbation:\*\***

$$f(\psi) = \psi^k, \quad k \in \mathbb{N},$$

introducing nonlinear polynomial effects.

2. **\*\*Exponential Perturbation:\*\***

$$f(\psi) = \exp(\alpha\psi), \quad \alpha \in \mathbb{C},$$

introducing exponential growth or decay patterns.

### 3. **Fractal Functions:**

Using functions that generate fractal structures, such as the Mandelbrot set.

$$f(\psi) = \psi^2 + c, \quad c \in \mathbb{C}.$$

—

## 4. New Mathematical Derivations

### 4.1. Spinor Dynamics with Nonlinear Perturbations

Consider the spinor evolution equation:

$$\frac{d\psi}{dt} = \mathcal{F}^*(\psi) = \lambda_1 (\partial\psi + \epsilon \sin(\omega\psi)) + \lambda_2 (\partial^2\psi + \beta\psi^2).$$

We aim to find solutions or analyze the behavior of this equation.

#### 4.1.1. Linearization Around Equilibrium

Assuming small perturbations around an equilibrium solution  $\psi_0$ , we can linearize:

$$\psi = \psi_0 + \delta\psi,$$

and obtain the linearized equation:

$$\frac{d(\delta\psi)}{dt} \approx \lambda_1 (\partial(\delta\psi) + \epsilon\omega \cos(\omega\psi_0)\delta\psi) + 2\lambda_2\beta\psi_0\delta\psi.$$

This allows us to study stability and resonance phenomena.

#### 4.1.2. Solving for Specific Cases

**Case 1:** If  $\beta = 0$  and  $\epsilon$  is small, the equation reduces to a perturbed linear equation, which can be solved using perturbation methods.

**Case 2:** If  $\epsilon = 0$  and  $\beta \neq 0$ , the equation involves nonlinear polynomial terms, and solutions might be obtained using methods for nonlinear differential equations, such as the method of multiple scales or variational techniques.

## 4.2. Conservation Laws in Extended Spinor Systems

Assuming the extended motivic operator  $\mathcal{M}^*$  is invariant under a group of transformations, we can derive conserved quantities.

**Theorem:** If the extended spinor system is invariant under time translations, then the intrinsic energy of the system is conserved.

**Proof Sketch:**

1. Consider the Lagrangian  $L(\psi, \partial\psi)$  associated with the spinor system. 2. Time translation invariance implies that the Hamiltonian  $H$  is conserved. 3. The Hamiltonian corresponds to the intrinsic energy of the spinor.

—

## 5. Applications in Theoretical Physics

### 5.1. Nonlinear Spinor Fields in Quantum Field Theory

The extended motivic operator can be used to model nonlinear interactions in spinor fields, such as self-interacting fermions.

**Example:** The nonlinear Dirac equation:

$$(i\gamma^\mu \partial_\mu - m)\psi + G(\bar{\psi}\psi)\psi = 0,$$

where  $G$  is a coupling constant, can be viewed as incorporating an intrinsic motivic force.

## 5.2. Spinor Solitons and Topological Defects

The nonlinear equations derived from the extended motivic operator may admit soliton solutions or represent topological defects in field theories.

**Example:** In certain models, spinor fields can form stable, localized structures due to the balance between nonlinearity and dispersion introduced by higher-order terms in  $\mathcal{M}^*$ .

## 6. Exploration of Fractal Structures in Spinor Transformations

### 6.1. Fractal Spinors via Iterated M-Posit Transforms

By iteratively applying the generalized M-Posit Transform with fractal perturbations, we can generate fractal structures in the spinor space.

**Definition:** Let  $\psi^{(0)}$  be an initial spinor. Define the iterative sequence:

$$\psi^{(k+1)} = \mathcal{T}_{MP}^*(\psi^{(k)}), \quad k \geq 0.$$

Under certain choices of  $f(\psi)$  and parameters, the sequence  $\{\psi^{(k)}\}$  may converge to a fractal pattern.

### 6.2. Visualization and Analysis

By visualizing the components of  $\psi^{(k)}$  over iterations, we can analyze the emergence of fractal structures.

**Example:** If  $f(\psi) = \psi^2 + c$ , with  $c$  chosen appropriately, the iterative process resembles the generation of the Mandelbrot set.

## 7. Connections to Non-Commutative Geometry

### 7.1. Spinors in Non-Commutative Spaces

The non-commutative product introduced in the context of motivic operators suggests a relationship with non-commutative geometry.

**Definition:** In a non-commutative space, coordinates satisfy:

$$[x^\mu, x^\nu] = i\theta^{\mu\nu},$$

where  $\theta^{\mu\nu}$  is the non-commutativity parameter.

Spinor fields in such spaces require a modified algebraic framework, which may be captured by the extended motivic operator.

### 7.2. Deformation Quantization

The product  $*$  used in the motivic force can be related to the Moyal product, which is fundamental in deformation quantization.

**Definition:** The Moyal product of functions  $f$  and  $g$  is defined as:

$$(f * g)(x) = f(x) \exp\left(\frac{i}{2} \overleftarrow{\partial}_\mu \theta^{\mu\nu} \overrightarrow{\partial}_\nu\right) g(x).$$

Applying this concept to spinor fields allows for the study of quantum corrections to classical spinor dynamics.

## 8. Conclusion and Future Work



We have extended the mathematical framework of motivic operators and M-Posit transforms on spinors, introducing higher-order terms, nonlinearities, and connections to fractal structures and non-commutative geometry. These developments open avenues for exploring complex spinor dynamics, chaotic behavior, and applications in theoretical physics, including quantum field theory and general relativity.

**Future Directions:**

- Analytical Solutions:** Finding exact or approximate analytical solutions to the extended spinor evolution equations.
- Numerical Simulations:** Implementing computational algorithms to simulate the behavior of spinor systems under extended motivic forces.
- Physical Interpretations:** Investigating the physical significance of the mathematical structures introduced, such as potential experimental signatures.
- Connections to Quantum Computing:** Exploring the role of M-Posit transforms in quantum algorithms and their impact on quantum information processing.

## 10 Conclusion

The **M-Posit Transform on Spinors** introduces a powerful and flexible tool for manipulating spinor structures through fractal and quantum-inspired transformations. By leveraging the unique properties of M-Posit Numbers and integrating them with quantum complex theory, this transform facilitates innovative applications across quantum computing, fractal image processing, topological data analysis, and quantum field theory. Future work may explore the deeper mathematical properties of the M-Posit Transform, its invertibility under specific constraints, and its integration with other algebraic and geometric frameworks.

## 11 Bibliography

### References

- [1] Ivan Todorov, *Clifford Algebras and Spinors*, Institute for Nuclear Research and Nuclear Energy, Tsarigradsko Chaussee 72, BG-1784 Sofia, Bulgaria and Theory Group, Physics Department, CERN CH-1211 Geneva 23, Switzerland, 2011. Available: <https://arxiv.org/pdf/1106.3197>
- [2] Parker Emmerson, *Exploring Mathematical Abstractions in Phenomenological Velocity and Energy Landscapes Using Functorial Notation and Fukaya Categories*, Published September 12, 2024, Zenodo, Version v1. DOI: 10.5281/zenodo.10962859 Available: <https://zenodo.org/records/10962859/>
- [3] Parker Emmerson, Pig Rooter, *Matrix-Method Analysis of String Theory*, Published September 2024, Zenodo. DOI: 10.5281/zenodo.13732688 Available: <https://zenodo.org/records/13732688>
- [4] Parker Emmerson, *Phenomenal Velocity: A Step by Step Solution; Reasoning for the Method*, Published September 17, 2024, Zenodo, Version v1. Available: <https://zenodo.org/records/13770462/>

- [5] Parker Emmerson, *Exploring the Possibilities of Sweeping Nets in Notating Calculus- A New Perspective on Singularities*, Existing in combination with earlier research, Zenodo, Version v2. DOI: 10.5281/zenodo.10433888 Available: <https://zenodo.org/records/10433888/>
- [6] Roger Penrose and Wolfgang Rindler, *Spinors and Space-Time, Volume 1: Two-Spinor Calculus and Relativistic Fields*, Cambridge University Press, 1986.
- [7] Élie Cartan, *The Theory of Spinors*, Dover Publications, 1966.
- [8] Alain Crumeyrolle, *Orthogonal and Symplectic Clifford Algebras: Spinor Structures*, Springer, 1973.
- [9] Paolo Budinich and Andrzej Trautman, *The Spinorial Chessboard*, Springer, 1988.
- [10] H. Blaine Lawson and Marie-Louise Michelsohn, *Spin Geometry*, Princeton University Press, 1989.
- [11] William E. Baylis, *Electrodynamics: A Modern Geometric Approach*, Birkhäuser, 1996.
- [12] Pertti Lounesto, *Clifford Algebras and Spinors*, Cambridge University Press, 1997.
- [13] Ian R. Porteous, *Clifford Algebras and the Classical Groups*, Cambridge University Press, 1995.
- [14] Feza Gürsey and Cemal T. Tze, *On the Role of Division, Jordan and Related Algebras in Particle Physics*, World Scientific, 1984.
- [15] William Mann, J. Keller, and M. Fels, *Spinor Transformation of the Bondi Metric*, Physical Review D, 1994.