

# Oxidative Cleavage of Alpha Amino Acids $\ell$ -Glycine and $\ell$ -Valine By 1,3-Dichloro-5,5-Dimethylhydantoin in Medium of Aqueous Acetic Acid Medium

Shweta Neeraj<sup>1</sup>, Arvind Prasad Dwivedi<sup>2</sup>, S.S. Parihar<sup>1</sup>

<sup>1</sup>Department of Chemistry, Govt. Girls P.G. College (NAAC) Rewa-486001 (M.P.) India.

<sup>2</sup>Department of Chemistry, Govt. Sanjay Gandhi Smrati Auto., P.G., College Sidhi M.P.

**Corresponding Author : Shweta Neeraj**, <sup>1</sup>Department of Chemistry, Govt. Girls P.G. College (NAAC) Rewa-486001 (M.P.) India.

**Abstract:** 1,3-dichloro-5,5-dimethylhydantoin (DCDMH) hydrolysed of this compounds leads to the formation of active positive halogen species like HOCl and H<sub>2</sub>O<sup>+</sup>Cl. The H<sub>2</sub>O<sup>+</sup>Cl in non-polar or less polar media, extensively used as a chlorinating and oxidizing agents in organic substrate. The rate of reaction is enhanced by the increasing [H<sup>+</sup>] and percentage of acetic acid. The main product of the oxidation is corresponding aldehydes. The thermodynamic parameters for the oxidation have been computed in the show step mechanism. The observed rate law was in good conformity with the mechanism.

**Keywords:** Conformity, decarboxylation, consistent, deamination.

## 1. INTRODUCTION

The chemistry of reactions of halo-compounds form a separate branch, which is a great synthetic importance.<sup>1-4</sup> N-halo compounds have been extensively employed as oxidising agents for the catalysed and uncatalyzed reactions.<sup>5-12</sup> An the recent development one such halo compounds 1,3-dichloro-5,5-dimethylhydantoin which is a mild oxidation. A lot of works on the oxidation of amino acids have been reported by different oxidants.<sup>21-23</sup> There is  $\ell$ -glycine (NH<sub>2</sub>CH<sub>2</sub>COOH), and  $\ell$ -valine ((CH<sub>3</sub>)<sub>2</sub>CHCHNH<sub>2</sub>COOH) gives corresponding aldehydes.

## 2. EXPERIMENTAL

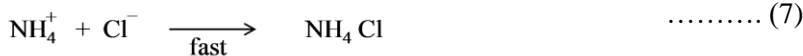
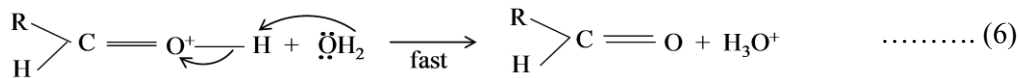
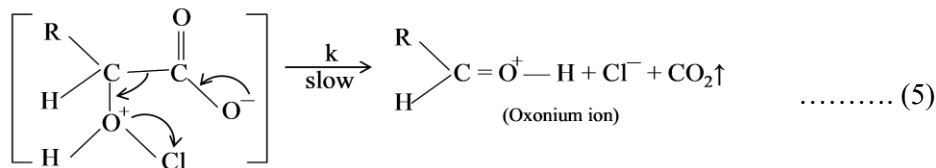
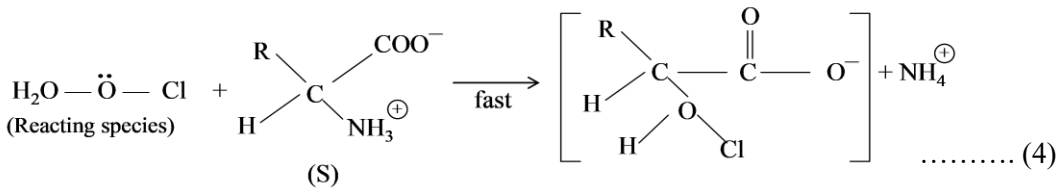
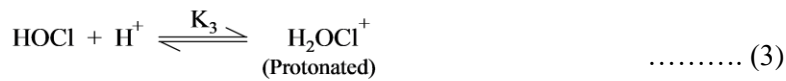
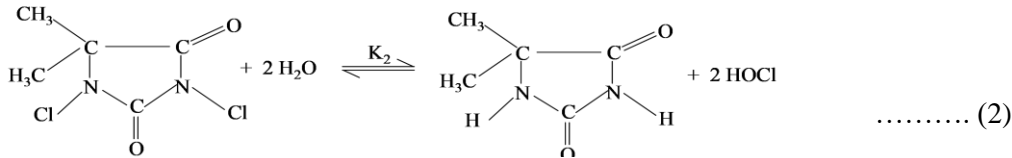
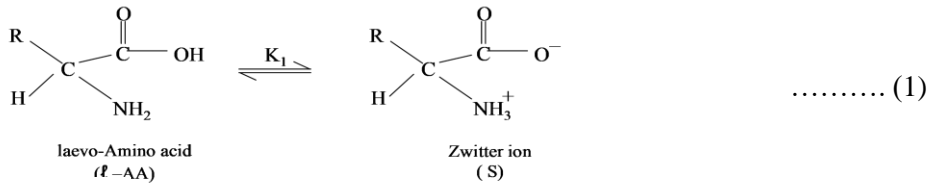
All the reagents and solvents used were of analytical grade (B.D.H., C.D.H. and Acros). The solutions used in study were made by using doubled distilled water. DCDMH was prepared in aqueous acetic acid was put in storage in a flask to prevent photochemical deterioration. All the reagents were freshly prepared just before the reactions were carried out phenolphthalein as an indicator. The solution of acrylonitrile monomer was also prepared by standard method for the identification of free radicals formed if during the course of reaction.

## 3. RESULTS AND DISCUSSION

The completion of the reaction showed 1:1 (AA : DCDMH) stiochiometry. The oxidation products were indentified as formaldehyde and butyraldehyde respectively. The reactions occur at measurable rate within a temperature range 303 and 308 K respectively. The kinetic study was performed at several initial concentration of the amino acids at constant [DCDMH] [H<sup>+</sup>] and fixed percentage of acetic acid and temperature. The double reciprocal plot k<sup>-1</sup> against [substrate<sup>-1</sup>] (Table 1, Fig. 1) is liner passing through origin with unit slope indicated first-order dependency with [substrate]. In order to determine the effect of dielectric constant of the medium on rate, the oxidation of  $\ell$ -amino acids by DCDMH were studied in aqueous acetic acid mixtures of various compositions (Table 2). The plot of log k<sub>1</sub> vs. 1/ D were obtained linear with positive slope (Fig. 2) which accounts ion-dipole nature of the reaction.

**MECHANISM**

1,3-dichloro-5,5-dimethylhydantoin (DCDMH) on hydrolysis yields finally dimethyl- hydantoin (DMH) in aqueous solution. The following equilibrium exists.

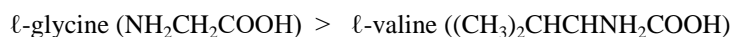


where, R = H and -CH-(CH<sub>3</sub>)<sub>2</sub> for corresponding aldehydes.

The rate law is represented by equation (8).

$$k_{\text{obs}} = \frac{\text{Rate}}{[\text{DCDMH}]_{\text{T}}} = \frac{k K_1 K_2 K_3 [\text{S}] [\text{H}^+]}{[\text{DMH}] + K_2} \dots\dots\dots (8)$$

The order of reactivity is



**4. CONCLUSION**

Dichlorodimethylhydantoin (DCDMH) has been found as a moderate oxidant for the oxidation of  $\ell$ -glycine and  $\ell$ -valine. The thermodynamic and activation parameters determined are well in accordance with for the reacting involving Zwitter ions which

supported the rate determining step in the proposed mechanism.

**Table 1 :** Effect of varying Amino acid on the rate of reaction

$$10^3 \times [\text{DCDMH}] (\text{mol dm}^{-3}) = 2.50 (1, 2);$$

$$[\text{H}^+] (\text{mol dm}^{-3}) = 0.50 (1), 0.80 (2);$$

$$\text{CH}_3\text{COOH}-\text{H}_2\text{O} \% (\text{v/v}) = 20 (1), 50 (2);$$

$$\text{Temp. K} = 308 (1), 303 (2)$$

S. No.	$10^2 \times [\ell\text{-AA}]$ (mol dm <sup>-3</sup> )	$\longleftrightarrow 10^4 k_{\text{obs}} (\text{s}^{-1}) \longleftrightarrow$	
		$\ell$ -glycine (NH NH <sub>2</sub> COOH)	$\ell$ -valine ((CH <sub>3</sub> ) <sub>2</sub> CHCHNH <sub>2</sub> COOH)
1.	0.50	1.95	-
2.	1.00	4.14	1.31
3.	1.25	4.75	1.74
4.	2.00	7.16	2.75
5.	2.50	8.91	3.82

**Table 2 :** Effect of Dielectric constant of the medium on the rate of oxidation

$$10^2 \times [\text{Substrate}] (\text{mol dm}^{-3}) = 2.00 (1), 2.50 (2);$$

$$10^3 \times [\text{DCDMH}] (\text{mol dm}^{-3}) = 2.50 (1, 2);$$

$$[\text{H}^+] (\text{mol dm}^{-3}) = 0.66 (1), 0.80 (2);$$

$$\text{Temp. K} = 303 (1,2)$$

S. No.	CH <sub>3</sub> COOH-H <sub>2</sub> O % (v/v)	$10^3 / D$	$\longleftrightarrow k_1 \times 10^4 (\text{s}^{-1}) \longleftrightarrow$	
			$\ell$ -glycine (NH NH <sub>2</sub> COOH)	$\ell$ -valine ((CH <sub>3</sub> ) <sub>2</sub> CHCHNH <sub>2</sub> COOH)
1.	10	15.50	4.28	-
2.	20	17.17	4.75	-
3.	30	19.15	5.16	-
4.	40	21.98	5.49	3.54
5.	50	25.64	-	3.82
6.	60	30.36	-	4.10
7.	70	38.04	-	4.33

## REFERENCES

- [1] Hudlicky, M. : Oxidation of organic chemistry, American Chemical Society, Washington, D.C., 1990.
- [2] Patrocino, F.A.: J. Organomet Chem., 2000, 220(b), 603.
- [3] Dhurn, P.S., Mohe, N.V., and Salunkhe, M.M. : Synth. Commun. 2001, 31, 3653,
- [4] Bondgar, B.P., Uppalla, L.S. and Sadavarte, V.S. : Syn. Lett. 2001, 11, 1715,
- [5] Thenraja, D., Subramanian, P., and Srinivasan, C. ; J. Chem. Soc., Perkin Trans., 2002, 2.
- [6] Mukaiyama, T., Mastsuo, J.I., Lida, D. and Kitagawa, H. : Chem. Lett. 2001, 8, 846.
- [7] Mukherjee, J. and Banerji, K.K. : J. Org. Chem. 1981, 46, 2323.
- [8] Singh, A.K., Singh, V., Rahmani, S., Singh, A.K., and Singh, B. : J. Mol. Catal. A.: 2003, 197, 91.
- [9] Filler, R. : Chem. Rev., 1963, 63, 21.
- [10] Balasubramanian, P.V., and Mathiyalagan, N. ; J. Chem. Pharm. Res., 2011, 3, 522.
- [11] Shrinivasan, N.S., and Venkatasubramanian, N. : Tetrahedron Lett. 1970, 11, 2039.
- [12] Vivekanandan, K., and Nambi, K.; J. Indian Chem. Soc., 1999, 76, 198.
- [13] Kolvari, E., Ghorbani-Choghamarani, A., Salehi, P., Shbiini, F., and Zolfigol, M.A : J. Iran. Chem. Soc., 2007, 4,126.

[14] Xu, Z., Zhang, D., and Zou, Z. : Synth. Commun. 2006, 36, 255.

[15] Skibinska, M., Zahn, F.A., Czarnacka, A., and Lewenstein, W. : Acta. Pol. Pharm. 1969, 6, 25.

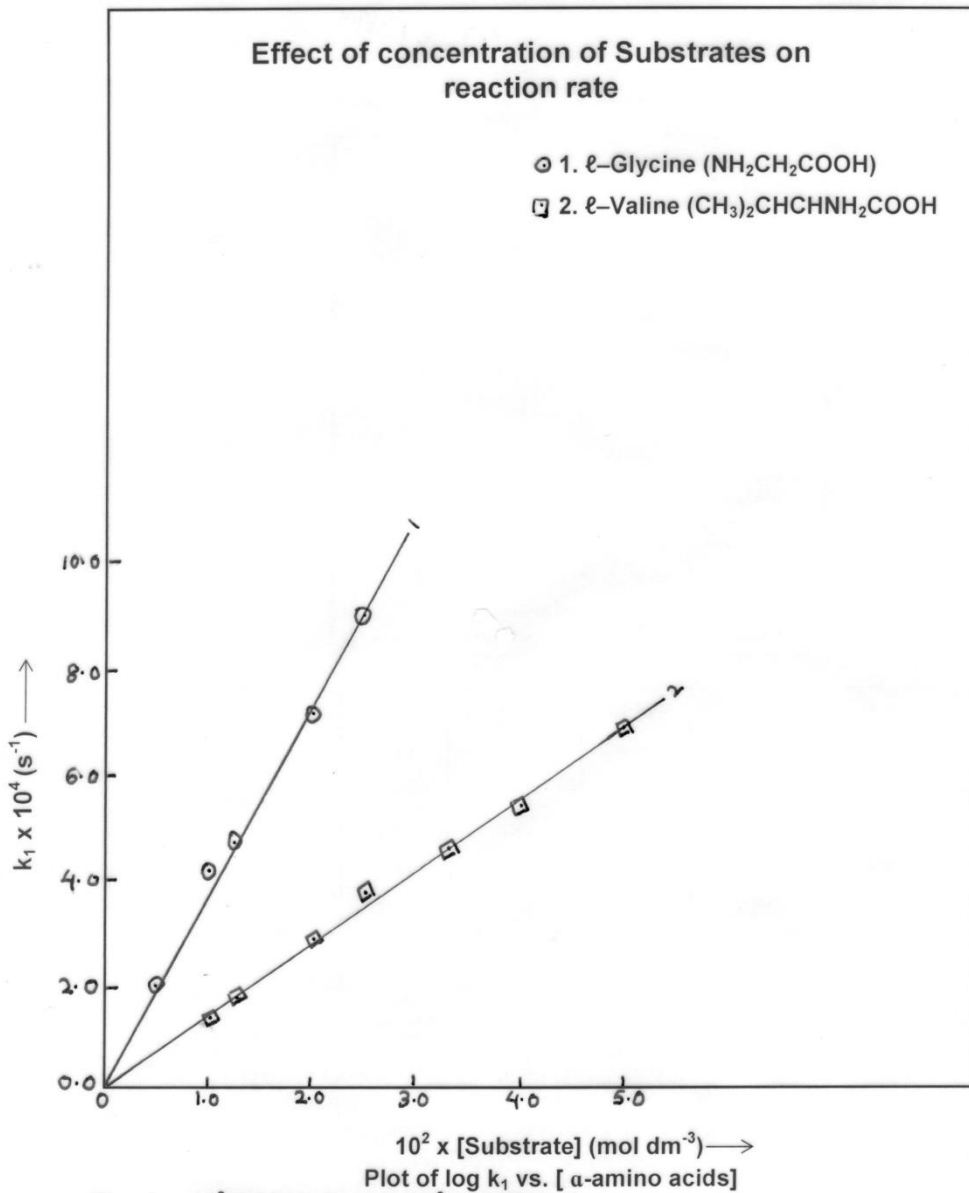


Fig. 1 Plot of  $\log k_1$  vs. [  $\alpha$ -amino acids]  
 $10^3[\text{DCDMH}] \text{ (mol dm}^{-3}\text{)} = 2.50 \text{ (1, 2)}$  ;  
 $[\text{H}^+] \text{ (mol dm}^{-3}\text{)} = 0.50 \text{ (1), } 0.80 \text{ (2)}$  ;  
 $\text{HOAc-H}_2\text{O \% (v/v)} = 20 \text{ (1), } 50 \text{ (2)}$  ;  
 $\text{Temp. K} = 308 \text{ (1), } 303 \text{ (2)}$

...

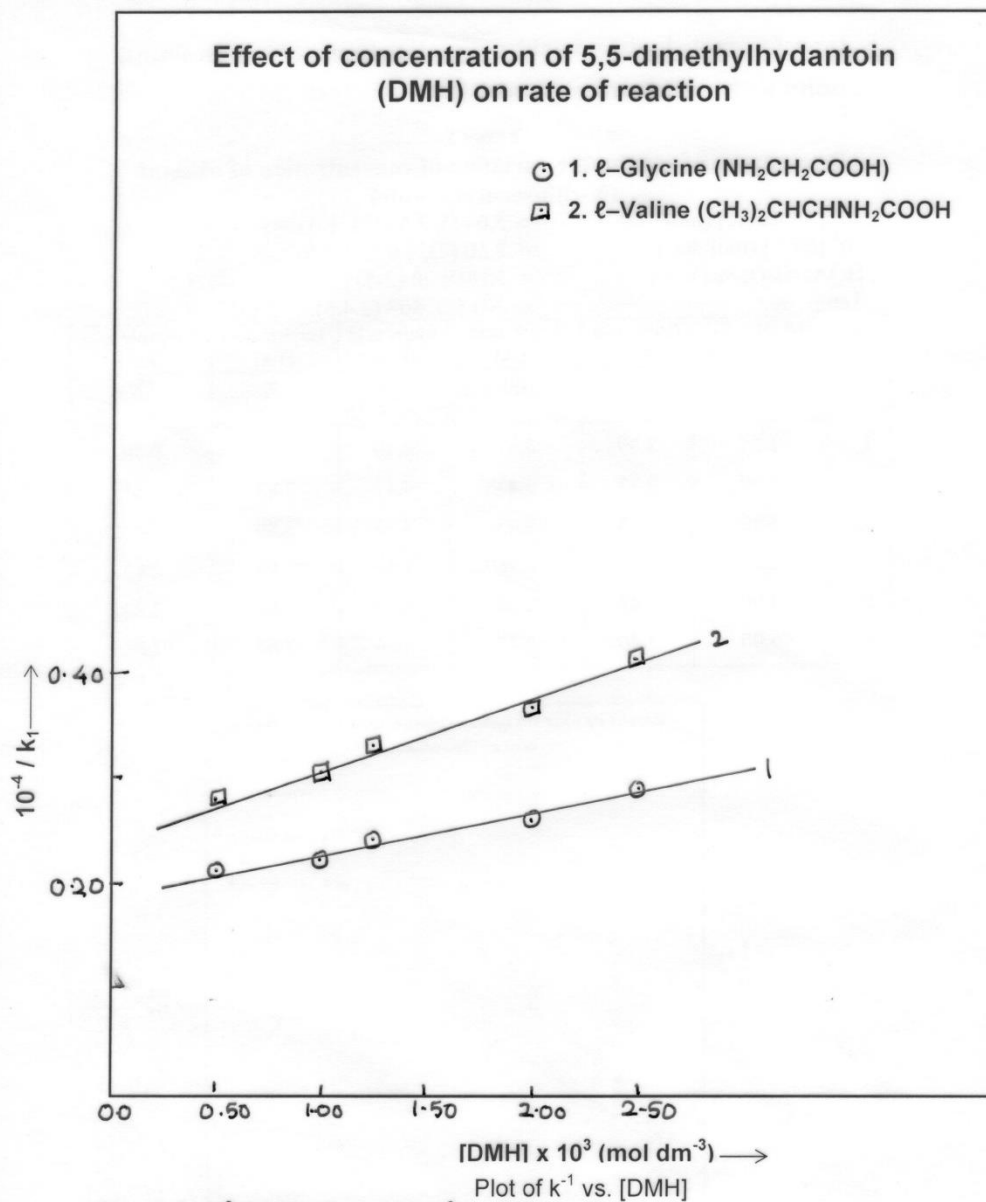


Fig. 2  $10^3[\text{DCDMH}]$  (mol dm<sup>-3</sup>) = 2.50 (1, 2);  
 $10^2[\text{Substrate}]$  (mol dm<sup>-3</sup>) = 1.25 (1), 2.50 (2);  
 $[\text{H}^+]$  (mol dm<sup>-3</sup>) = 0.50 (1), 0.80(2);  
 HOAc-H<sub>2</sub>O = 20 (1), 50 (2);  
 Temp. K = 308 (1), 303 (2)