

# Predicting Whether Student will continue to Attend College or not using Deep Learning

Qasem M. M. Zarandah<sup>1</sup>, Samy S. Abu-Naser<sup>2</sup>, Moshera M. Elgohary<sup>3</sup>, Zakaria K. D. AlKayyali<sup>1</sup>, Bassem S. Abu-Nasser<sup>1</sup>, Ashraf M. Taha<sup>1</sup>,

<sup>1</sup>Ph.D. Student, University Malaysia of Computer Science & Engineering (UNIMY), Cyberjaya, Malaysia.

<sup>2</sup>Department of Information Technology, Faculty of Engineering and Information Technology, Al-Azhar University, Gaza, Palestine

<sup>3</sup>Faculty of Computers and Information Menofia University, Cairo, Egypt

**Corresponding author:** Prof. Dr. Samy S. Abu-Naser, abunaser@alazhar.edu.ps

**Abstract:** According to the literature review, there is much room for improvement of college student retention. The aim of this research is to evaluate the possibility of using deep and machine learning algorithms to predict whether students continue to attend college or will stop attending college. In this research a feature assessment is done on the dataset available from Kaggle depository. The performance of 20 learning supervised machine learning algorithms and one deep learning algorithm is evaluated. The algorithms are trained using 11 features from 1000 records of previous student registrations that have been enrolled in college. The best performing classifier after tuning the parameters was NuSVC. It achieved Accuracy (91.00%), Precision (91.00%), Recall (91.00%), F1-score (91.00%), and time required for training and testing (0.04 second). Additionally, the proposed DL algorithm scored: Accuracy (93.00%), Precision (93.00%), Recall (93.00%), F1-score (93.00%), time required for training and testing (0.66 second) for predicting whether student will continue to attend college or not.

**Keywords:** Deep Learning, Attend College, Student, Prediction

## 1. Introduction

Initially, Neural Networks (NN) were widely known as Artificial Neural Networks (ANN). A structure like the implementation of biological neurons, with a learning structure based on probability that receives input data to decide on an output. Input data includes texts, images and audio files. Deep Learning utilizes artificial neurons to serve high dimensional data. Deep Learning can perform tasks involving communication pattern and information processing.

Figure 1 illustrates the basic structure of NN, with the first layer named as the input and the last as the output with the middle layers being the hidden layers hence the name "deep". With further research, structure was improved with the implementation of backpropagation. The backpropagation algorithm has two parts, the first is for the input to forward the data towards the output, the second is to evaluate and estimate the error and backpropagate error values to the neural networks for error correction.

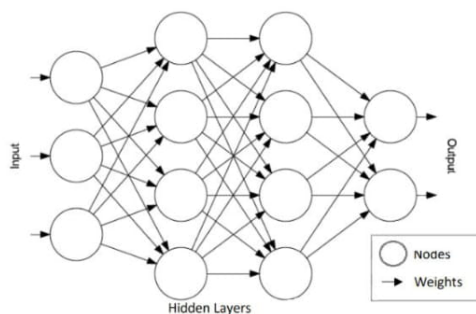


Figure 1: Structure of Neural Networks

Each node in is a feature extracted from the portion before. The number of neurons on each layer vary for each system, as the number of neuron on each layer must be able to capture the essential layer. The first layer models are generally high in number of neurons.

Deep learning sets a whole new area of research with the architecture that has fixed many issues that were in the traditional systems where the model was used for specific usage or particular commands. DL were able to be a more uniform model that would be applied on many applications as well as different users. The architecture of DL can be implemented on several applications, such as the Google Assistant that can be used on mobile phones (Android), also can be used in search engines (Google.com) as well as being implemented on household devices (Google Home), and also used in video captioning such as the video captioning on YouTube.

In this paper, some data classification techniques are applied to the evaluation of the dataset to predict whether student will continue going to college or not by finding the best classification technique in accordance with these measures: Accuracy, F1-score, Recall, Precision and time performance.

We used 20 machine learning algorithms to predict whether student will continue going to college or not. Furthermore, a deep learning model was proposed for the same purpose.

## 2. Research Questions

The aim of this study is to answer the following questions:

- Can we use the dataset at hand to create a supervised machine learning classifier to predict reliably whether a student go to college or not?
- Can we use the dataset at hand to create a supervised Deep learning classifier to predict reliably whether a student go to college or not?
- Would the performance of Deep Learning techniques is better than the machine learning techniques in this case?

## 3. Machine Learning Algorithms

Machine learning algorithms can be applied to solve multiple problems. Classification can be used to assign a category to items or answer “yes” or “no” questions. An example of a classifier is a program that categorizes news articles or a spam filter that answers the question “spam” or “not spam”. Regression algorithms can be used to predict values for items such as housing prices. Ranking can be used to order items according to a criterion and clustering can be used to partition items into homogeneous regions [30].

A decision tree is an example of a machine learning algorithm. Decision trees contain a root with a question. The root has branches to more nodes with questions and each path of nodes and branches ends with a leaf containing a label. The tree is traversed by taking decisions at each node based on the question until a leaf is found and the label for the leaf is returned as the answer to the root question [30, 41].

Ensemble learning methods are boosting algorithms that combine several weak learners into a single strong learner. One example of a boosting algorithm, AdaBoost [30], builds this strong learner from several weak learners by making the next learner focus on improving the mistakes of the previous learner. The learners are assigned weights by the algorithm after each iteration and the weights are used to merge the weak learners into a strong learner.

Linear models predict values by seeking a hypothesis of a hyperplane that has the smallest outcome of an error function. The linear model has to predict the value of  $y$  for the input value  $x$ . Using a set of known inputs  $x$  and labeled output values  $y$  a model is evaluated which has the smallest error, in this case distance of the line from the points in the graph. The model with the smallest error is represented as a line passing through the points. New input values  $x$  can then have their output values  $y$  predicted using the model by inspecting where the line meets the input value  $x$  on the  $y$  axis. Linear models such as Logistic Regression can also be used to solve classification problems [13, 30].

Support Vector Machines (SVM) can be applied to both regression and classification problems. SVMs seek to find a hyperplane which has the maximum margin from all inputs in the training set. SVMs differentiate and improve upon Linear Models with a better error or loss function. SVMs can be even more improved upon with the use of kernels to define non-linear decision boundaries [18, 30].

In addition to the aforementioned algorithms a great deal of other algorithms exist.  $k$ -Nearest-Neighbor consider neighboring objects in the dataset to train a better model [10]. Naive Bayes (NB) algorithms use Bayes’s theorem to compute conditional probabilities [20]. Discriminant Analysis classifies objects in a dataset by identifying the best feature to discriminate between classes [25].

## 4. Methodology

In this section we give in details the data collection, preparation, feature analysis, data splitting, modeling the proposed deep learning algorithm, training, validating and testing all the algorithms used in this study.

### 4.1 Dataset

The dataset was collected from Kaggle depository. The dataset consist of 11 features and contains 1000 records. Table 1 lists all the features available from the dataset.

**Table 1:** A list of available features

Feature	Type	Description
Type-school	object	Academic or Vocational
School-accreditation	object	A or B
Interest	object	Very Interested, Uncertain, Less Interested, Quiet Interested, Not Interested

Average-grades	numeric	75% to 98%
Gender	object	Male or Female
Residence	object	Urban, Rural
Parent-age	numeric	40 to 65 years
Parent-salary	numeric	1,000,000 to 10,000,000
House-area	numeric	20..120
Parent-was-in-college	Boolean	True or False
In-college	Boolean	True or False

## 4.2 Feature Analysis

### 4.2.1 Correlation Matrix

The highest in negative correlation will be parents-was-in-college – parent-age, and with positive is parent-salary – in-college, house-area – in-college and average-grades – in-college as illustrated in Figure 2.



Figure 2: Correlation Matrix

### 4.2.2 Histogram for distribution

Figure 3 shows the distribution of the features: parent-age, parent-salary, house-area, and average-grades.

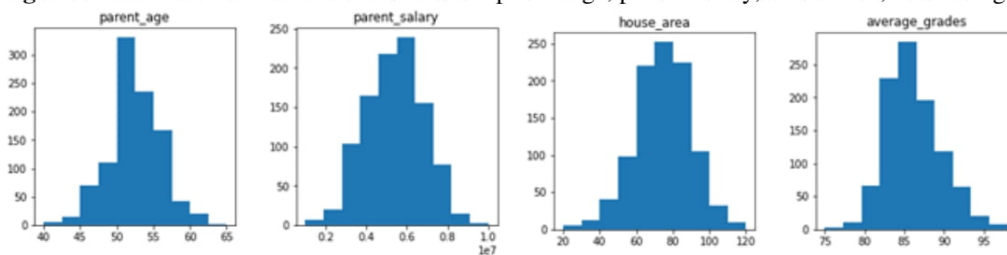


Figure 3: Histogram for distribution

### 4.2.3 Density plot for distribution

Figure 4 illustrates the density plot distribution for parent-age, parent-salary, house-area, and average-grades. The overall distribution looks a little bit normal.

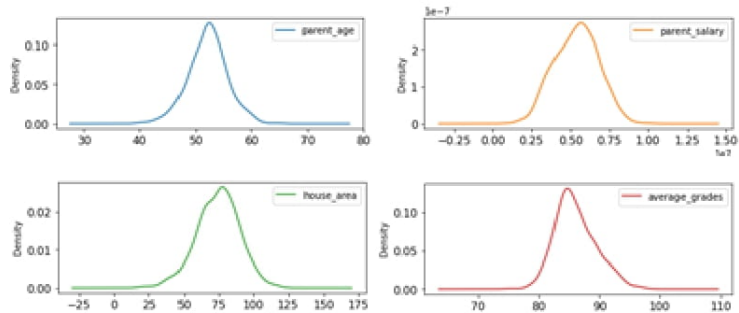


Figure 4: density plot for distribution

#### 4.2.4 Outliers

Figure 5 does not show so many outliers, so my decision is to keep it without further cleaning.

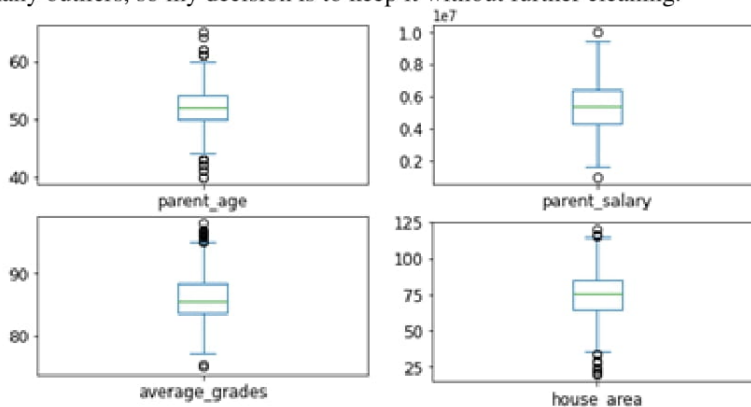


Figure 5: Outliers of the parent-age, parent-salary, average grades, house-area

#### 4.2.5 Residence count based on college status

Overall the Urban is more likely to go to college and the opposite happens in Rural as shown in Figure 6.

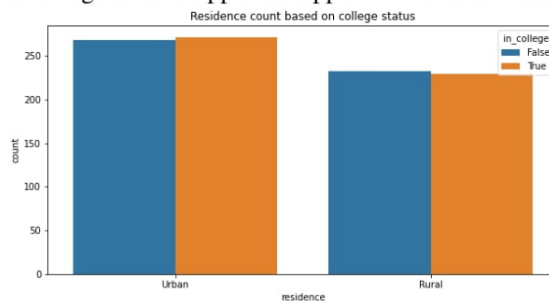


Figure6: Residence count based on college status

#### 4.2.6 Residence with parent salary based on college status

Figure 7 illustrates that the higher the salary the more likely to go to college for both Urban and Rural.

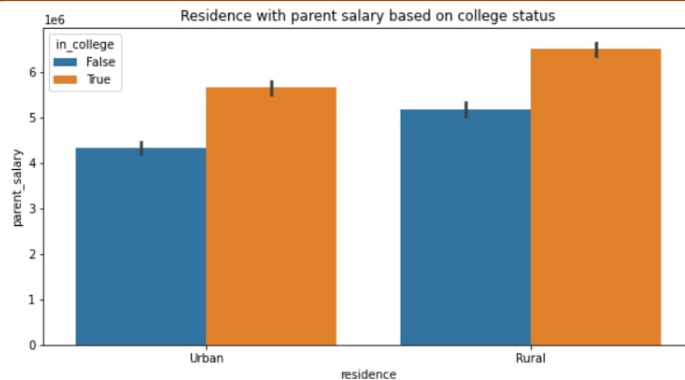


Figure 7: Residence with parent salary based on college status

#### 4.2.7 Interest count based on college status

From Figure 8, Very Interested and Uncertain Interest are the two most categories attended the college, and Less Interested is the most category who does not attend the college.

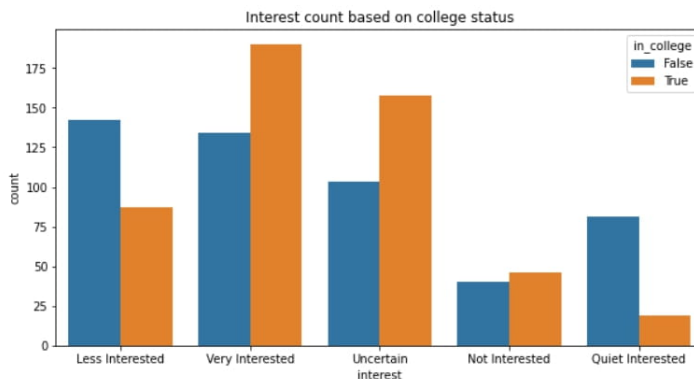


Figure 8: Interest count based on college status

#### 4.2.8 School type count based on college status

Figure 9 show that the Academic is the most category attended the college.

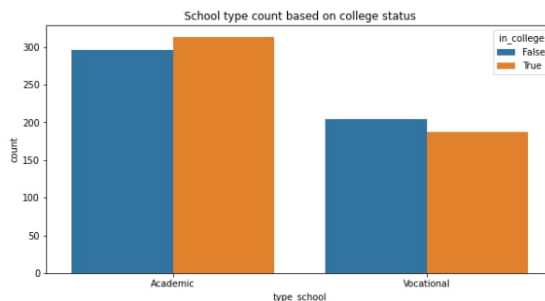


Figure 9: School type count based on college status

#### 4.2.9 Gender count based on college status

From Figure 10, females are slightly higher to attend the college than Males.

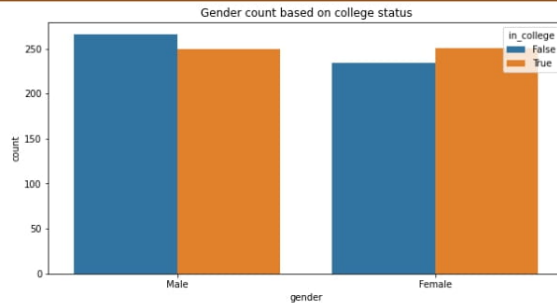


Figure 10: Gender count based on college status

4.2.10 Parent age, residence and parent–was-in-college:

Figure 11 illustrates that Urban parents was slightly higher to attend the college than Rural parents.

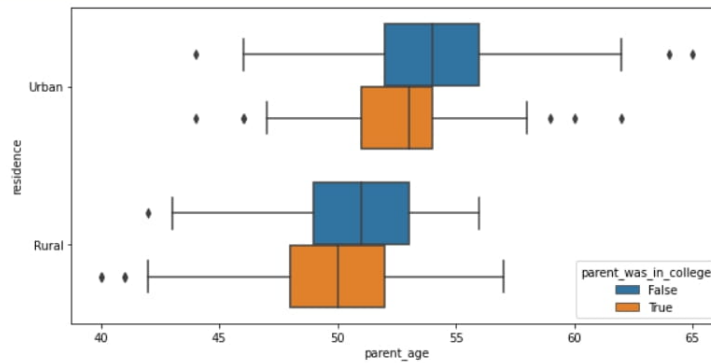


Figure 11: Parent age, residence and parent–was-in-college relation

4.2.11 Parent salary, residence and parent–was-in-college:

Figure 12 show that Rural parents was higher salary and not attended to college and the opposite for Urban parents.

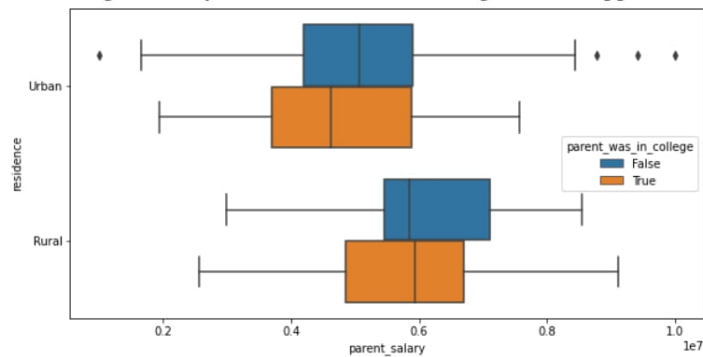


Figure 12: Parent salary, residence and parent–was-in-college:

4.2.12 Parent salary, residence and in-college:

The more salary in both Rural and Urban parents the more likely for their child to attend the college as can be seen if Figure 13.

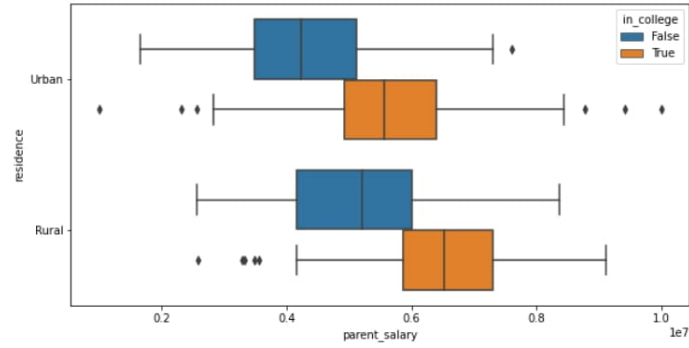


Figure 13: Parent salary, residence and in-college:

**4.2.13 House-area, residence and in-college:**

The more house area in both Rural and Urban the more likely for child to attend the college, that's means by logic the family has more salary overall as can be seen if Figure 14.

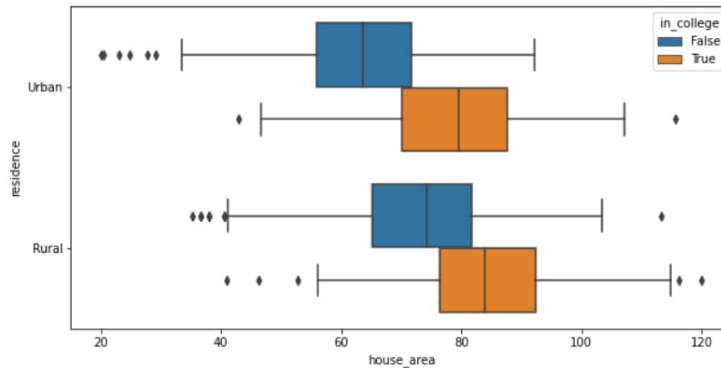


Figure 14: House-area, residence and in-college

**4.2.14 Average-grades, gender and in-college:**

The more average grades in both males and females the more likely to attend college as shown if Figure 15.

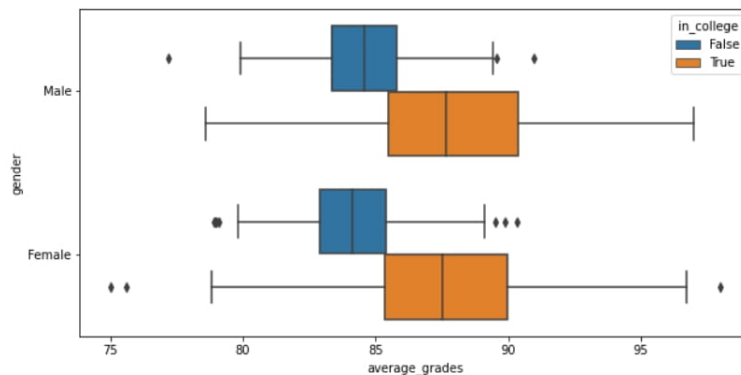


Figure 15: Average-grades, gender and in-college

**4.2.15 Average-grades and in-college:**

The higher on average grades the more likely to attend the college as in Figure 16.

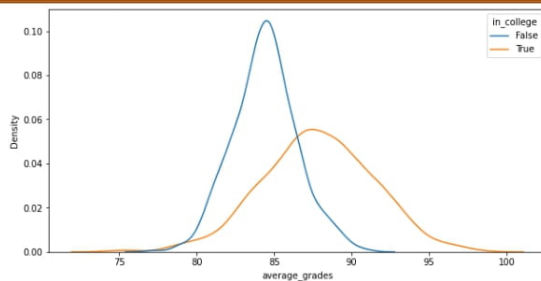


Figure 16: Average-grades and in-college

#### 4.2.16 Parent-age and in-college:

Not so much effect by the age of parents for a child to attend the college as in Figure 17.

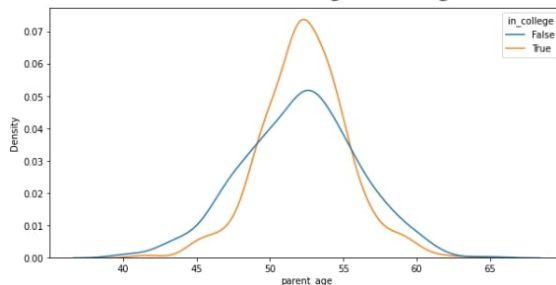


Figure 17: Parent-age and in-college

#### 4.2.17 Parent- salary and in-college:

From Figure 18, the higher on parent's salary the more likely for the child to attend college.

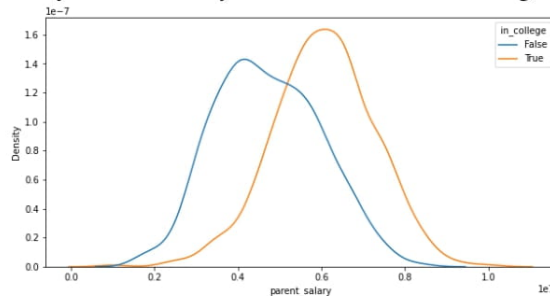


Figure 18: Parent- salary and in-college

#### 4.2.18 House-area and in-college:

From Figure 19, it can be seen that the higher on house area the more likely for the child to attend college.

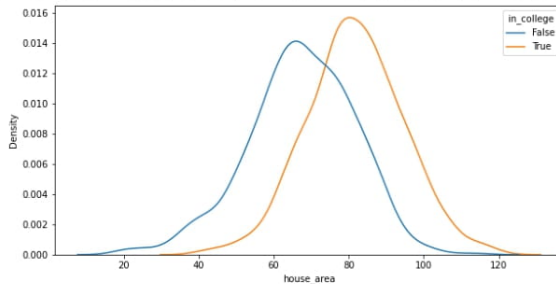


Figure 19: House-area and in-college

#### 4.2.19 Converting categorical column to numeric ones

We have converted the categorical type features (type-school, school-accreditation, gender, interest, residence, parent-was-in-college, in-college) to numeric values.



#### 4.2.20 Class (in-college) Distributions

We checked whether the class (in-college) is balanced or not. It turned out to be balanced as shown in Figure 20.

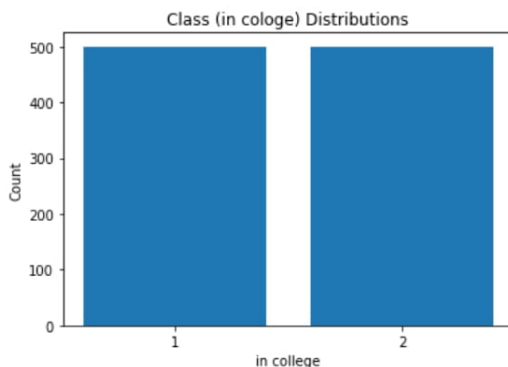


Figure 20: Class (in-college) distribution

#### 4.3 Dataset splitting

We have split the current dataset into three datasets: Training, validating, and testing datasets. The ratio of splitting was (80%, 10%, 10%).

#### 4.4 Description of the Algorithms Used in this Study

There are many algorithms of Machine Learning that can be applied for the prediction of whether the student continue to attend college or not. We have trained, validated and tested 20 various ML algorithms on our current dataset. The algorithms that were used for prediction and analysis are from different categories of machine learning algorithms to predict whether student will continue to attend college or not.

Furthermore, a deep learning model was proposed to predict whether student will continue to attend college or not. The proposed DL model consists of 6 Dense layers: one input layer (10 features), 4 hidden layers (128, 64, 32, and 16 neurons), and one output layer with 2 classes and softmax function as shown in Figure 21.

```

model: model_1
-----
Layer (type)                Output Shape                Param #
-----
input_2 (InputLayer)        [(None, 10)]                0
dense_5 (Dense)              (None, 128)                 1408
dense_6 (Dense)              (None, 64)                  8256
dense_7 (Dense)              (None, 32)                  2080
dense_8 (Dense)              (None, 16)                  528
dense_9 (Dense)              (None, 2)                   34
-----
total params: 12,306
trainable params: 12,306
non-trainable params: 0
    
```

Figure 21: Structure of the proposed DL model

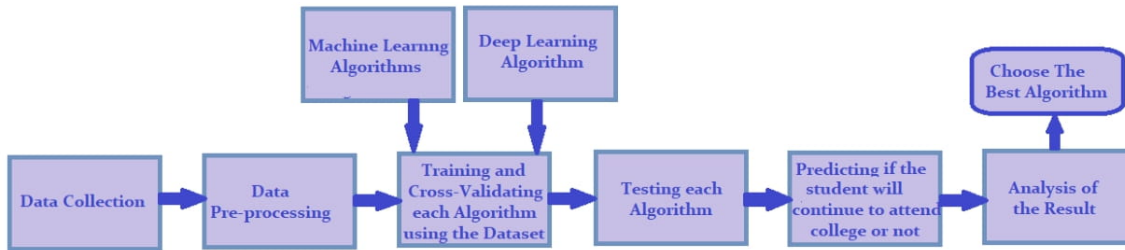


Figure 22: Methodology for the prediction if student will continue to attend college or not

## 5. RESULT AND ANALYSIS

### 5.1 Performance Evaluation

We used the most popular performance measures for machine and deep learning algorithms such as: precision, recall, accuracy, and f1-score as outlined in eq. 1, 2, 3, and 4.

$$Precision = \frac{TP}{TP + FP} \text{ ----- (1)}$$

$$Recall = \frac{TP}{TP + FN} \text{ ----- (2)}$$

$$Accuracy = \frac{TP + TN}{TP + FP + FN + TN} \text{ ----- (3)}$$

$$F1 - Score = \frac{2 * Precision * Recall}{Precision + Recall} \text{ ----- (4)}$$

Where TP: True Positives, TN: True Negatives, FP: False Positive, and FN: False Negatives

### 5.2 Performance of Used Algorithms

We used a group of machine learning and one proposed deep learning algorithms for the prediction if student will continue to attend college or not. The machine learning algorithms belong to different categories of machine learning like Naïve based, SVM, KNN, trees, analysis, and others. The proposed deep learning algorithm is custom made for the prediction if student will continue to attend college or not.

We have split the dataset into Training, Validating, and Testing. We have trained every algorithm individually using our training dataset, tested it and we made record of its accuracy, recall, f1-score, precision, and time need for training and testing.

Furthermore, we have trained the proposed deep learning algorithm using the same training dataset and cross-validated it using the validating dataset. We kept training the proposed DL algorithm until no room for improvement. We made record of the DL algorithm accuracy, recall, f1-score, precision, and time need for training, validating and testing. Part of the DL algorithm training, validating accuracies and losses are shown in Figure 23.

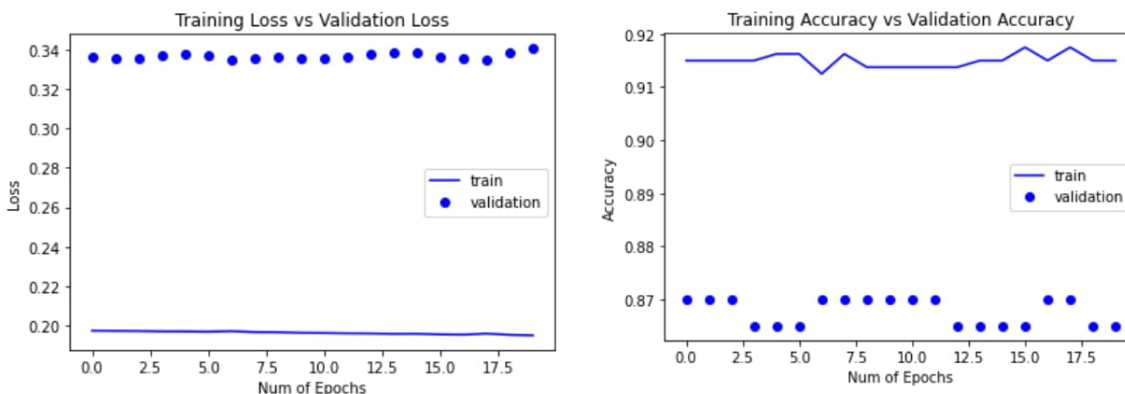


Figure 23: training vs validation losses and accuracies

It turned out that the best Machine Learning algorithm was (NuSVC) for predicting whether student will continue to attend college or not. NuSVC model achieved Accuracy (91.00%), Precision (91.00%), Recall (91.00%), F1\_score(91.00%), time required for training and testing (0.04 second) as can be seen in Table 2.

Additionally, the proposed DL algorithm scored: Accuracy (93.00%), Precision (93.00%), Recall (93.00%), F1\_score(93.00%), time required for training and testing (0.66 second) for predicting whether student will continue to attend college or not as can be seen in Table 3.

Table 2: Performance of the Machine Learning Algorithms

Machine Learning Model-Name	Accuracy	Precision	Recall	F1_score	Time-in-Sec
NuSVC	91.00%	91.00%	91.00%	91.00%	0.04
GradientBoostingClassifier	89.50%	89.50%	89.50%	89.50%	0.15
MLPClassifier	89.00%	89.00%	89.00%	89.00%	0.80
RandomForestClassifier	88.50%	88.51%	88.50%	88.50%	0.22
LogisticRegressionCV	88.00%	88.00%	88.00%	88.00%	0.33
LGBMClassifier	87.50%	87.50%	87.50%	87.50%	0.11
QuadraticDiscriminantAnalysis	87.50%	87.50%	87.50%	87.50%	0.03
LogisticRegression	87.00%	87.00%	87.00%	87.00%	0.02
CalibratedClassifierCV	86.50%	86.50%	86.50%	86.50%	0.06
BaggingClassifier	86.50%	86.50%	86.50%	86.50%	0.06
LinearSVC	86.50%	86.50%	86.50%	86.50%	0.01
GaussianNB	86.50%	86.50%	86.50%	86.50%	0.01
LinearDiscriminantAnalysis	86.50%	86.50%	86.50%	86.50%	0.02
AdaBoostClassifier	86.00%	86.00%	86.00%	86.00%	0.11
Perceptron	85.00%	85.00%	85.00%	85.00%	0.01
KNeighborsClassifier	84.00%	84.00%	84.00%	84.00%	0.01
LabelPropagation	83.50%	83.50%	83.50%	83.50%	0.04
DecisionTreeClassifier	83.50%	83.50%	83.50%	83.50%	0.01
ExtraTreeClassifier	79.50%	79.50%	79.50%	79.50%	0.01
NearestCentroid	79.00%	79.00%	79.00%	79.00%	0.00

Table 3: Performance of the Proposed Deep Learning Algorithm

Deep Learning Model-Name	Accuracy	Precision	Recall	F1_score	Time-in-Sec
Proposed DL Model	93.00%	93.00%	93.00%	93.00%	0.66

The first aim of this study was to answer the following question: Can we use the dataset at hand to create a supervised machine learning classifier to predict reliably whether a student go to college or not? The answer for this question is yes, we were able to create a supervised machine learning algorithm and F1-score accuracy was 91%.

The second aim of this study was: Can we use the dataset at hand to create a supervised Deep learning classifier to predict reliably whether a student go to college or not?

The answer to this question was also yes and achieved F1-score of 93%.

The last aim of the study was: Would the performance of Deep Learning techniques is better than the machine learning techniques in this case?

The answer is yes, because the deep learning algorithm scored 93% in F1-score while the machine learning algorithm achieved 91%.

## 6. Conclusion

In this study, we used twenty Machine Learning algorithms and a deep learning algorithm for predicting whether student will continue to attend college or not. The dataset was collected from Kaggle Repository. In order to predict whether student will continue to attend college or not, a group of twenty machine learning and one deep learning algorithm were used. Among the machine learning models used, the best machine-learning algorithm was (NuSVC) for predicting whether student will continue to attend college or not. NuSVC model achieved Accuracy (91.00%), Precision (91.00%), Recall (91.00%), F1-score (91.00%), time required for training and testing (0.04 second). Additionally, the proposed DL algorithm scored: Accuracy (93.00%), Precision (93.00%), Recall (93.00%), F1-score (93.00%), time required for training and testing (0.66 second) for predicting whether student will continue to attend college or.

## References

1. Abu Nada, A. M., et al. (2020). "Age and Gender Prediction and Validation Through Single User Images Using CNN." *International Journal of Academic Engineering Research (IJAER)* 4(8): 21-24.
2. Abu Nada, A. M., et al. (2020). "Arabic Text Summarization Using AraBERT Model Using Extractive Text Summarization Approach." *International Journal of Academic Information Systems Research (IIAISR)* 4(8): 6-9.
3. Abu-Jamie, T. N., et al. (2022). "Six Fruits Classification Using Deep Learning." *International Journal of Academic Information Systems Research (IIAISR)* 6(1): 1-8.
4. Abu-Saqer, M. M., et al. (2020). "Type of Grapefruit Classification Using Deep Learning." *International Journal of Academic Information Systems Research (IIAISR)* 4(1): 1-5.
5. Afana, M., et al. (2018). "Artificial Neural Network for Forecasting Car Mileage per Gallon in the City." *International Journal of Advanced Science and Technology* 124: 51-59.
6. Aish, M. A., et al. (2022). "Classification of pepper Using Deep Learning." *International Journal of Academic Engineering Research (IJAER)* 6(1): 24-31.
7. Al Barsh, Y. I., et al. (2020). "MPG Prediction Using Artificial Neural Network." *International Journal of Academic Information Systems Research (IIAISR)* 4(11): 7-16.
8. Alajrami, E., et al. (2019). "Blood Donation Prediction using Artificial Neural Network." *International Journal of Academic Engineering Research (IJAER)* 3(10): 1-7.
9. Alajrami, E., et al. (2020). "Handwritten Signature Verification using Deep Learning." *International Journal of Academic Multidisciplinary Research (IJAMR)* 3(12): 39-44.
10. Alajrami, M. A., et al. (2020). "Type of Tomato Classification Using Deep Learning." *International Journal of Academic Pedagogical Research (IJAPR)* 3(12): 21-25.
11. Al-Araj, R. S. A., et al. (2020). "Classification of Animal Species Using Neural Network." *International Journal of Academic Engineering Research (IJAER)* 5(10): 23-31.
12. Alashqar, B. A., et al. (2020). "Identify Metastatic Tissue in Histopathological Biopsy Images Using Ensemble of Deep Learning Networks." *International Journal of Academic Information Systems Research (IIAISR)* 4(3): 53-59.
13. Al-Atrash, Y. E., et al. (2020). "Modeling Cognitive Development of the Balance Scale Task Using ANN." *International Journal of Academic Information Systems Research (IIAISR)* 4(9): 74-81.
14. Al-Daour, A. F., et al. (2020). "Banana Classification Using Deep Learning." *International Journal of Academic Information Systems Research (IIAISR)* 3(12): 6-11.
15. Alfarr, A. H., et al. (2021). "Classification of Pineapple Using Deep Learning." *International Journal of Academic Information Systems Research (IIAISR)* 5(12): 37-41.
16. Alghoul, A., et al. (2018). "Email Classification Using Artificial Neural Network." *International Journal of Academic Engineering Research (IJAER)* 2(11): 8-14.
17. Al-Kahlout, M. M., et al. (2020). "Neural Network Approach to Predict Forest Fires using Meteorological Data." *International Journal of Academic Engineering Research (IJAER)* 4(9): 68-72.
18. Alkahlout, M., et al. (2021). "Classification of A few Fruits Using Deep Learning." *International Journal of Academic Engineering Research (IJAER)* 5(12).
19. AlKayyal, Z. K., et al. (2022). "Prediction of Student Adaptability Level in e-Learning using Machine and Deep Learning Techniques." *International Journal of Academic and Applied Research (IIAAR)* 6(5): 84-96.
20. Alkronz, E. S., et al. (2019). "Prediction of Whether Mushroom is Edible or Poisonous Using Back-propagation Neural Network." *International Journal of Academic and Applied Research (IIAAR)* 3(2): 1-8.
21. Almadhoun, H. R., et al. (2021). "Classification of Alzheimer's Disease Using Traditional Classifiers with Pre-Trained CNN." *International Journal of Academic Health and Medical Research (IIAHMR)* 5(4):17-21.
22. Almadhoun, H. R., et al. (2022). "Detection of Brain Tumor Using Deep Learning." *International Journal of Academic Engineering Research (IJAER)* 6(3): 29-47.
23. Al-Madhoun, O. S. E.-D., et al. (2020). "Low Birth Weight Prediction Using JNN." *International Journal of Academic Health and Medical Research (IIAHMR)* 4(11): 8-14.
24. Al-Masawabe, M. M., et al. (2021). "Papaya maturity Classification Using Deep Convolutional Neural Networks." *International Journal of Engineering and Information Systems (IJEAIS)* 5(12): 60-67.
25. Al-Massri, R., et al. (2018). "Classification Prediction of SBRC's Cancers Using Artificial Neural Network." *International Journal of Academic Engineering Research (IJAER)* 2(11): 1-7.
26. Al-Mobayed, A. A., et al. (2020). "Artificial Neural Network for Predicting Car Performance Using JNN." *International Journal of Engineering and Information Systems (IJEAIS)* 4(9): 139-145.
27. Al-Mubayyed, O. M., et al. (2019). "Predicting Overall Car Performance Using Artificial Neural Network." *International Journal of Academic and Applied Research (IIAAR)* 3(1): 1-5.
28. Alqumboz, M. N. A., et al. (2020). "Avocado Classification Using Deep Learning." *International Journal of Academic Engineering Research (IJAER)* 3(12): 30-34.
29. Alsaqqa, A. H., et al. (2022). "Using Deep Learning to Classify Different types of Vitamin." *International Journal of Academic Engineering Research (IJAER)* 6(1): 1-6.
30. Alshawwa, I. A., et al. (2020). "Analyzing Types of Cherry Using Deep Learning." *International Journal of Academic Engineering Research (IJAER)* 4(1): 1-5.
31. Al-Shawwa, M., et al. (2018). "Predicting Temperature and Humidity in the Surrounding Environment Using Artificial Neural Network." *International Journal of Academic Pedagogical Research (IJAPR)* 2(9): 1-6.
32. AlZamily, J. Y., et al. (2020). "Lemon Classification Using Deep Learning." *International Journal of Academic Pedagogical Research (IJAPR)* 3(12): 16-20.
33. Ashqar, B. A. M., et al. (2019). "Identifying Images of Invasive Hydrangea Using Pre-Trained Deep Convolutional Neural Networks." *International Journal of Academic Engineering Research (IJAER)* 3(3): 28-36.
34. Ashqar, B. A. M., et al. (2019). "Image-Based Tomato Leaves Diseases Detection Using Deep Learning." *International Journal of Academic Engineering Research (IJAER)* 2(12): 10-16.
35. Ashqar, B. A., et al. (2019). "Plant Seedlings Classification Using Deep Learning." *International Journal of Academic Information Systems Research (IIAISR)* 3(1): 7-14.
36. Bakr, M. A. H. A., et al. (2020). "Breast Cancer Prediction using JNN." *International Journal of Academic Information Systems Research (IIAISR)* 4(10): 1-8.
37. Barhoom, A. M., et al. (2022). "Diagnosis of Pneumonia Using Deep Learning." *International Journal of Academic Engineering Research (IJAER)* 6(2): 48-68.
38. Barhoom, A. M., et al. (2019). "Predicting Titanic Survivors using Artificial Neural Network." *International Journal of Academic Engineering Research (IJAER)* 3(9): 8-12.
39. Barhoom, A. M., et al. (2022). "Prediction of Heart Disease Using a Collection of Machine and Deep Learning Algorithms." *International Journal of Engineering and Information Systems (IJEAIS)* 6(4): 1-13.
40. Barhoom, A., et al. (2022). "Sarcasm Detection in Headline News using Machine and Deep Learning Algorithms." *International Journal of Engineering and Information Systems (IJEAIS)* 6(4): 66-73.
41. Belbeisi, H. Z., et al. (2020). "Effect of Oxygen Consumption of Thylakoid Membranes (Chloroplasts) From Spinach after Inhibition Using JNN." *International Journal of Academic Health and Medical Research (IIAHMR)* 4(11): 1-7.
42. Daliffa, M. A., et al. (2019). "Tic-Tac-Toe Learning Using Artificial Neural Networks." *International Journal of Engineering and Information Systems (IJEAIS)* 3(2): 9-19.
43. Dawood, K. J., et al. (2020). "Artificial Neural Network for Mushroom Prediction." *International Journal of Academic Information Systems Research (IIAISR)* 4(10): 9-17.
44. Dheir, I. M., et al. (2022). "Classification of Anomalies in Gastrointestinal Tract Using Deep Learning." *International Journal of Academic Engineering Research (IJAER)* 6(3): 15-28.
45. Dheir, I. M., et al. (2020). "Classifying Nuts Types Using Convolutional Neural Network." *International Journal of Academic Information Systems Research (IIAISR)* 3(12): 12-18.
46. El-Khatib, M. J., et al. (2019). "Glass Classification Using Artificial Neural Network." *International Journal of Academic Pedagogical Research (IJAPR)* 3(2): 25-31.
47. El-Mahelawi, J. K., et al. (2020). "Tumor Classification Using Artificial Neural Networks." *International Journal of Academic Engineering Research (IJAER)* 4(11): 8-15.
48. El-Mashharawi, H. Q., et al. (2020). "Grape Type Classification Using Deep Learning." *International Journal of Academic Engineering Research (IJAER)* 3(12): 41-45.
49. Elsharif, A. A. E. F. and S. S. Abu-Naser (2022). "Retina Diseases Diagnosis Using Deep Learning." *International Journal of Academic Engineering Research (IJAER)* 6(2): 11-37.
50. Elsharif, A. A., et al. (2020). "Potato Classification Using Deep Learning." *International Journal of Academic Pedagogical Research (IJAPR)* 3(12): 1-8.
51. Elzamy, A., et al. (2015). "Classification of Software Risks with Discriminant Analysis Techniques in Software planning Development Process." *International Journal of Advanced Science and Technology* 8(1): 35-48.
52. Elzamy, A., et al. (2015). "Predicting Software Analysis Process Risks Using Linear Stepwise Discriminant Analysis: Statistical Methods." *Int. J. Adv. Inf. Sci. Technol* 38(38): 108-115.
53. Elzamy, A., et al. (2017). "Predicting Critical Cloud Computing Security Issues using Artificial Neural Network (ANNs) Algorithms in Banking Organizations." *International Journal of Information Technology and Electrical Engineering* 6(2): 40-45.
54. Habib, N. S., et al. (2020). "Presence of Amphibian Species Prediction Using Features Obtained from GIS and Satellite Images." *International Journal of Academic and Applied Research (IIAAR)* 4(11): 13-22.
55. Harz, H. H., et al. (2020). "Artificial Neural Network for Predicting Diabetes Using JNN." *International Journal of Academic Engineering Research (IJAER)* 4(10): 14-22.
56. Hassanein, R. A. A., et al. (2020). "Artificial Neural Network for Predicting Workplace Absenteeism." *International Journal of Academic Engineering Research (IJAER)* 4(9): 62-67.
57. Heriz, H. H., et al. (2018). "English Alphabet Prediction Using Artificial Neural Networks." *International Journal of Academic Pedagogical Research (IJAPR)* 2(11): 8-14.
58. Jaber, A. S., et al. (2020). "Evolving Efficient Classification Patterns in Lymphography Using EasyNN." *International Journal of Academic Information Systems Research (IIAISR)* 4(9): 66-73.
59. Jamal, M. N., et al. (2018). "Predicting MPG for Automobile Using Artificial Neural Network Analysis." *International Journal of Academic Information Systems Research (IIAISR)* 2(10): 5-21.
60. Kashf, D. W. A., et al. (2018). "Predicting DNA Lung Cancer using Artificial Neural Network." *International Journal of Academic Pedagogical Research (IJAPR)* 2(10): 6-13.
61. Khalil, A. J., et al. (2022). "Diagnosis of Blood Cells Using Deep Learning." *International Journal of Academic Engineering Research (IJAER)* 6(2): 69-84.
62. Khalil, A. J., et al. (2019). "Energy Efficiency Predicting using Artificial Neural Network." *International Journal of Academic Pedagogical Research (IJAPR)* 3(9): 1-8.
63. Kweik, O. M. A., et al. (2020). "Artificial Neural Network for Lung Cancer Detection." *International Journal of Academic Engineering Research (IJAER)* 4(11): 1-7.
64. Maghari, A. M., et al. (2020). "Books' Rating Prediction Using Just Neural Network." *International Journal of Engineering and Information Systems (IJEAIS)* 4(10): 17-22.
65. Marouf, A., et al. (2018). "Predicting Antibiotic Susceptibility Using Artificial Neural Network." *International Journal of Academic Pedagogical Research (IJAPR)* 2(10): 1-5.
66. Megdad, M. M., et al. (2022). "Fraudulent Financial Transactions Detection Using Machine Learning." *International Journal of Academic Information Systems Research (IIAISR)* 6(3): 30-39.
67. Mettleq, A. S. A., et al. (2020). "Mango Classification Using Deep Learning." *International Journal of Academic Engineering Research (IJAER)* 3(12): 22-29.
68. Metwally, N. F., et al. (2018). "Diagnosis of Hepatitis Virus Using Artificial Neural Network." *International Journal of Academic Pedagogical Research (IJAPR)* 2(11): 1-7.
69. Mohammed, G. R., et al. (2020). "Predicting the Age of Abalone from Physical Measurements Using Artificial Neural Network." *International Journal of Academic and Applied Research (IIAAR)* 4(11): 7-12.
70. Muehle, M. M., et al. (2019). "Predicting Liver Patients using Artificial Neural Network." *International Journal of Academic Information Systems Research (IIAISR)* 3(10): 1-11.
71. Oriban, A. J. A., et al. (2020). "Antibiotic Susceptibility Prediction Using JNN." *International Journal of Academic Information Systems Research (IIAISR)* 4(11): 1-6.
72. Qwaider, S. R., et al. (2020). "Artificial Neural Network Prediction of the Academic Warning of Students in the Faculty of Engineering and Information Technology in Al-Zahra University-Gaza." *International Journal of Academic Information Systems Research (IIAISR)* 4(8): 16-22.
73. Sadek, R. M., et al. (2019). "Parkinson's Disease Prediction Using Artificial Neural Network." *International Journal of Academic Health and Medical Research (IIAHMR)* 3(1): 1-8.
74. Salah, M., et al. (2018). "Predicting Medical Expenses Using Artificial Neural Network." *International Journal of Engineering and Information Systems (IJEAIS)* 2(20): 11-17.

75. Saleh, A. et al. (2020). "Brain Tumor Classification Using Deep Learning." 2020 International Conference on Assistive and Rehabilitation Technologies (iCareTech). IEEE, 2020.
76. Salman, F. M., et al. (2022). "Classification of Real and Fake Human Faces Using Deep Learning." International Journal of Academic Engineering Research (IJAER) 6(3): 1-14.
77. Salman, F. M., et al. (2020). "COVID-19 Detection using Artificial Intelligence." International Journal of Academic Engineering Research (IJAER) 4(3): 18-25.
78. Samra, M. N. A., et al. (2020). "ANN Model for Predicting Protein Localization Sites in Cells." International Journal of Academic and Applied Research (IJAAR) 4(9): 43-50.
79. Shawarib, M. Z. A., et al. (2020). "Breast Cancer Diagnosis and Survival Prediction Using JNN." International Journal of Engineering and Information Systems (IJEAIS) 4(10): 23-30.
80. Taha, A. M., et al. (2022). "Gender Prediction from Retinal Fundus Using Deep Learning." International Journal of Academic Information Systems Research (IJAISR) 6(5): 57-63.
81. Zaqout, I., et al. (2015). "Predicting Student Performance Using Artificial Neural Network: in the Faculty of Engineering and Information Technology." International Journal of Hybrid Information Technology 8(2): 221-228.